

PAKCS 1.8.1

The Portland Aachen Kiel Curry System

User Manual

Version of October 31, 2007

Michael Hanus¹ [editor]

Additional Contributors:

Sergio Antoy²

Bernd Braßel³

Martin Engelke⁴

Klaus Höppner⁵

Johannes Koj⁶

Philipp Niederau⁷

Ramin Sadre⁸

Frank Steiner⁹

(1) University of Kiel, Germany, mh@informatik.uni-kiel.de

(2) Portland State University, USA, antoy@cs.pdx.edu

(3) University of Kiel, Germany, bbr@informatik.uni-kiel.de

(4) University of Kiel, Germany, men@informatik.uni-kiel.de

(5) University of Kiel, Germany, klh@informatik.uni-kiel.de

(6) RWTH Aachen, Germany, johannes.koj@sdm.de

(7) RWTH Aachen, Germany, philipp@navigium.de

(8) RWTH Aachen, Germany, ramin@lvs.informatik.rwth-aachen.de

(9) LMU Munich, Germany, fst@bio.informatik.uni-muenchen.de

Contents

Preface	4
1 Overview of PAKCS	5
1.1 General Use	5
1.2 Restrictions on Curry Programs	5
1.3 Modules in PAKCS	6
2 PAKCS/Curry2Prolog: An Interactive Curry Development System	7
2.1 How to Use PAKCS	7
2.2 Customization	12
2.3 Emacs Interface	12
3 Extensions	13
3.1 Recursive Variable Bindings	13
3.2 Function Patterns	13
3.3 Records	14
3.3.1 Record Type Declaration	14
3.3.2 Record Construction	15
3.3.3 Field Selection	16
3.3.4 Field Update	16
3.3.5 Records in Pattern Matching	16
3.3.6 Export of Records	17
3.3.7 Restrictions in the Usage of Records	17
4 CurryDoc: A Documentation Generator for Curry Programs	19
5 CurryBrowser: A Tool for Analyzing and Browsing Curry Programs	21
6 CurryTest: A Tool for Testing Curry Programs	23
7 ERD2Curry: A Tool to Generate Programs from ER Specifications	25
8 Preprocessing FlatCurry Files	26
9 Technical Problems	28
Bibliography	29
A Libraries of the PAKCS Distribution	31
A.1 Constraints, Ports, Meta-Programming	31
A.1.1 Arithmetic Constraints	31
A.1.2 Finite Domain Constraints	32
A.1.3 Ports: Distributed Programming in Curry	34
A.1.4 AbstractCurry and FlatCurry: Meta-Programming in Curry	36
A.2 General Libraries	37

A.2.1	Library AllSolutions	37
A.2.2	Library Assertion	38
A.2.3	Library Char	39
A.2.4	Library CLPFD	40
A.2.5	Library CLPR	43
A.2.6	Library CLPB	44
A.2.7	Library Combinatorial	46
A.2.8	Library CSV	47
A.2.9	Library Database	47
A.2.10	Library DaVinci	51
A.2.11	Library Directory	53
A.2.12	Library Dynamic	54
A.2.13	Library FileGoodies	56
A.2.14	Library Float	57
A.2.15	Library Global	59
A.2.16	Library GUI	60
A.2.17	Library Integer	70
A.2.18	Library IO	72
A.2.19	Library IOExts	74
A.2.20	Library JavaScript	76
A.2.21	Library KeyDatabase	78
A.2.22	Library KeyDB	79
A.2.23	Library List	80
A.2.24	Library Maybe	81
A.2.25	Library NamedSocket	82
A.2.26	Library Parser	83
A.2.27	Library Ports	84
A.2.28	Library Profile	86
A.2.29	Library PropertyFile	88
A.2.30	Library Read	88
A.2.31	Library ReadNumeric	89
A.2.32	Library ReadShowTerm	90
A.2.33	Library Socket	91
A.2.34	Library System	92
A.2.35	Library Time	93
A.2.36	Library Unsafe	96
A.3	Data Structures and Algorithms	98
A.3.1	Library Array	98
A.3.2	Library Dequeue	99
A.3.3	Library FiniteMap	100
A.3.4	Library GraphInductive	103
A.3.5	Library Random	109
A.3.6	Library RedBlackTree	110
A.3.7	Library SetRBT	111

A.3.8	Library Sort	112
A.3.9	Library TableRBT	113
A.4	Libraries for Web Applications	114
A.4.1	Library CategorizedHtmlList	114
A.4.2	Library HTML	115
A.4.3	Library HtmlParser	126
A.4.4	Library Mail	126
A.4.5	Library WUI	127
A.4.6	Library URL	133
A.4.7	Library XML	133
A.4.8	Library XmlConv	135
A.5	Libraries for Meta-Programming	142
A.5.1	Library AbstractCurry	142
A.5.2	Library AbstractCurryPrinter	147
A.5.3	Library CompactFlatCurry	148
A.5.4	Library CurryStringClassifier	150
A.5.5	Library FlatCurry	151
A.5.6	Library FlatCurryGoodies	157
A.5.7	Library FlatCurryRead	169
A.5.8	Library FlatCurryShow	170
A.5.9	Library FlatCurryTools	171
A.5.10	Library FlatCurryXML	171
A.5.11	Library FlexRigid	171
B	Overview of the PAKCS Distribution	173
C	Auxiliary Files	173
D	Curry2Java: A Compiler from Curry into Java	176
E	The TasteCurry Interpreter	177
E.1	How to Use the TasteCurry Interpreter	177
E.2	Restrictions on Curry Programs in the TasteCurry Interpreter	179
E.3	Internal TasteCurry Syntax	179
E.4	Modules in the TasteCurry Interpreter	182
F	Changing the Prelude or System Modules	184
G	External Functions	184
G.1	External Functions in Curry2Prolog	185
G.2	External Functions in TasteCurry	188
Index		189

Preface

This document describes PAKCS (formerly called “PACS”), an implementation of the multi-paradigm language Curry, jointly developed at the University of Kiel, the Technical University of Aachen and Portland State University. Curry is a universal programming language aiming at the amalgamation of the most important declarative programming paradigms, namely functional programming and logic programming. Curry combines in a seamless way features from functional programming (nested expressions, lazy evaluation, higher-order functions), logic programming (logical variables, partial data structures, built-in search), and concurrent programming (concurrent evaluation of constraints with synchronization on logical variables). Moreover, the PAKCS implementation of Curry also supports the high-level implementation of distributed applications, graphical user interfaces, and web services (as described in more detail in [10, 11, 12]).

We assume familiarity with the ideas and features of Curry as described in the Curry language definition [17]. Therefore, this document only explains the use of the different components of PAKCS and the differences and restrictions of PAKCS (see Section 1.2) compared with the language Curry (Version 0.8.2).

Acknowledgements

This work has been supported in part by the DAAD/NSF grant INT-9981317, the NSF grants CCR-0110496 and CCR-0218224, the Acción Integrada hispano-alemana HA1997-0073, and the DFG grants Ha 2457/1-2, Ha 2457/5-1, and Ha 2457/5-2.

Many thanks to the users of PAKCS for bug reports, bug fixes, and improvements, in particular, to Marco Comini, Sebastian Fischer, Massimo Forni, Carsten Heine, Stefan Junge, Frank Huch, Parissa Sadeghi.

1 Overview of PAKCS

1.1 General Use

This version of PAKCS has been tested on Sun Solaris, Linux, and Mac OS X systems. In principle, it should be also executable on other platforms on which a Prolog system like SICStus-Prolog or SWI-Prolog exists (see the file `INSTALL.html` in the PAKCS directory for a description of the necessary software to install PAKCS).

All executable files required to use the different components of PAKCS are stored in the directory `pakcshome/bin` (where *pakcshome* is the installation directory of the complete PAKCS installation). You should add this directory to your path (e.g., by the `bash` command “`export PATH=pakcshome/bin:$PATH`”).

The source code of the Curry program must be stored in a file with the suffix “`.curry`”, e.g., `prog.curry`. Literate programs must be stored in files with the extension “`.lcurry`”. They are automatically converted into corresponding “`.curry`” files by deleting all lines not starting with “`>`” and removing the prefix “`>` ” of the remaining lines.

Since the translation of Curry programs with PAKCS creates some auxiliary files (see Section C for details), you need write permission in the directory where you have stored your Curry programs. The auxiliary files for all Curry programs in the current directory can be deleted by the command

```
cleancurry
```

(this is a shell script stored in the `bin` directory of the PAKCS installation, see above). The command

```
cleancurry -r
```

also deletes the auxiliary files in all subdirectories.

1.2 Restrictions on Curry Programs

There are a few minor restrictions on Curry programs when they are processed with PAKCS:

- *Singleton variables*, i.e., variables that occur only once in a rule, should be denoted as an anonymous variable “`_`”, otherwise the parser will print a warning since this is a typical source of programming errors.
- PAKCS translates all *local declarations* into global functions with additional arguments (“lambda lifting”, see Appendix D of the Curry language report). Thus, in the various run-time systems, the definition of functions with local declarations look different from their original definition (in order to see the result of this transformation, you can use the Curry-Browser, see Section 5).
- Tabulator stops instead of blank spaces in source files are interpreted as stops at columns 9, 17, 25, 33, and so on.
- Threads created by a concurrent conjunction are not executed in a fair manner (usually, threads corresponding to leftmost constraints are executed with higher priority).
- Encapsulated search: In order to allow the integration of non-deterministic computations in programs performing I/O at the top-level, PAKCS supports the search operators `findall`

and `findfirst`. In contrast to the general definition of encapsulated search [16], the current implementation suspends the evaluation of `findall` and `findfirst` until the argument does not contain unbound global variables. Moreover, the evaluation of `findall` is strict, i.e., it computes all solutions before returning the complete list of solutions. It is recommended to use the system module `AllSolutions` for encapsulating search.

- There is currently no general connection to external constraint solvers. However, the Curry2Prolog compiler provides constraint solvers for arithmetic and finite domain constraints (see Appendix A).

1.3 Modules in PAKCS

The current implementation of PAKCS supports only flat module names, i.e., the notation `Dir.Mod.f` is not supported. In order to allow the structuring of modules in different directories, PAKCS searches for imported modules in various directories. By default, imported modules are searched in the directory of the main program and the system module directories “*pakcshome/lib*” and “*pakcshome/lib/meta*”. This search path can be extended by setting the environment variable `CURRYPATH` (which can be also set in a PAKCS session by the Curry2Prolog command “`:set path`”, see below) to a list of directory names separated by colons (“:”). In addition, a local standard search path can be defined in the “*.paksrc*” file (see Section 2.2). Thus, modules to be loaded are searched in the following directories (in this order, i.e., the first occurrence of a module file in this search path is imported):

1. Current working directory (“.”) or directory prefix of the main module (e.g., directory “*/home/joe/curryprogs*” if one loads the Curry program “*/home/joe/curryprogs/main*”).
2. The directories enumerated in the environment variable `CURRYPATH`.
3. The directories enumerated in the “*.paksrc*” variable “*libraries*”.
4. The directories “*pakcshome/lib*” and “*pakcshome/lib/meta*”.

Note that the standard prelude (*pakcshome/lib/Prelude.curry*) will be always implicitly imported to all modules if a module does not contain an explicit import declaration for the module `Prelude`.

2 PAKCS/Curry2Prolog: An Interactive Curry Development System

PAKCS/Curry2Prolog, in the following just called “PAKCS”, is an interactive system to develop applications written in Curry.¹ It is implemented in Prolog and compiles Curry programs into Prolog programs. It contains various tools, a source-level debugger, solvers for arithmetic constraints over real numbers and finite domain constraints, etc. The compilation process and the execution of compiled programs is fairly efficient if a good Prolog implementation like SICStus-Prolog is used.

2.1 How to Use PAKCS

To start PAKCS, execute the command “**pakcs**” (this is a shell script stored in *pakcshome/bin* where *pakcshome* is the installation directory of PAKCS). When the system is ready, the prelude (*pakcshome/lib/Prelude.curry*) is already loaded, i.e., all definitions in the prelude are accessible. Now you can type in various commands. The **most important commands** are (it is sufficient to type a unique prefix of a command if it is unique, e.g., one can type “:r” instead of “:reload”):

:help Show a list of all available commands.

:load prog Compile and load the program stored in *prog.curry* together with all its imported modules. If this file does not exist, the system looks for a FlatCurry file *prog.fcy* and compiles from this intermediate representation. If the file *prog.fcy* does not exist, too, the system looks for a file *prog_flat.xml* containing a FlatCurry program in XML representation (compare command “:xml”), translates this into a FlatCurry file *prog.fcy* and compiles from this intermediate representation.

:reload Recompile all currently loaded modules.

:add m Add module *m* to the set of currently loaded modules so that its exported entities are available in the top-level environment.

expr Evaluate the expression *expr* to normal form and show the computed results. Since the PAKCS compiles Curry programs into Prolog programs, non-deterministic computations are implemented by backtracking. Therefore, computed results are shown one after the other. After each computed result, you can proceed the computation of the next alternative result by typing “;” (followed by a CR) or stop the search for alternatives by just typing CR.

Free variables in initial expressions must be declared as in Curry programs (if the free variable mode is not turned on, see option “+free” below), i.e., either by a “**let...free in**” or by a “**where...free**” declaration. For instance, one can write

let xs,ys free in xs++ys== [1,2]

or

xs++ys== [1,2] where xs,ys free

¹There are also two other implementations of Curry contained in the PAKCS distribution (Curry2Java and TasteCurry, see Appendix D and E for more details). Since the other implementations are no longer actively supported and Curry2Prolog is the most advanced implementation, we recommend the use of the Curry2Prolog compiler system.

Without these declarations, an error is reported in order to avoid the unintended introduction of free variables in initial expressions by typos.

Note that lambda abstractions, **lets** and list comprehensions in top-level expressions are not yet supported in initial expressions typed in the top-level of PAKCS.

let $x = expr$ Define the identifier x as an abbreviation for the expression $expr$ which can be used in subsequent expressions. The identifier x is visible until the next **load** or **reload** command.

:quit Exit the system.

There are also a number of **further commands** that are often useful:

:type $expr$ Show the type of the expression $expr$.

:browse Start the CurryBrowser to analyze the currently loaded module together with all its imported modules (see Section 5 for more details).

:interface Show the interface of the currently loaded module, i.e., show the names of all imported modules, the fixity declarations of all exported operators, the exported datatypes declarations and the types of all exported functions.

:interface $prog$ Similar to “**:interface**” but shows the interface of the module “ $prog.curry$ ”. If this module does not exist, this command looks in the system library directory of PAKCS for a module with this name, e.g., the command “**:interface FlatCurry**” shows the interface of the system module **FlatCurry** for meta-programming (see Appendix A.1.4).

:edit Load the source code of the current main module into a text editor. If the environment variable “EDITOR” is set, the value of this environment variable is used as the editor program, otherwise a default editor (e.g., “vi”) is used.

:edit $file$ Load file $file$ into a text editor which is defined as in the command “**:edit**”.

:analyze Analyze the currently loaded program for some properties. Currently, there are the following analysis options:

functions Check properties of all functions defined in the currently loaded Curry program (i.e., without the functions defined in the prelude and imported modules). Currently, the following properties are checked:

1. Which functions are defined by overlapping left-hand sides?
2. Which functions are indeterministic, i.e., contains an indirect/implicit call to a **send** constraint on ports (see Appendix A.1.3, which includes an implicit committed choice)?

icalls Show all calls to imported functions in the currently loaded module. This might be useful to see which import declarations are really necessary.

igraph Visualize the module dependencies of the currently loaded module (without the prelude which is used everywhere) as a graph with the daVinci graph drawing tool (see also the system library **DaVinci**).

`:set option` Set or turn on/off a specific option of the PAKCS environment. Options are turned on by the prefix “+” and off by the prefix “-”. Options that can only be set (e.g., `printdepth`) must not contain a prefix. The following options are currently supported:

`+/-debug` Debug mode. In the debug mode, one can trace the evaluation of an expression, setting spy points (break points) etc. (see the commands for the debug mode described below).

`+/-free` Free variable mode. If the free variable mode is off (default), then free variables occurring in initial expressions entered in the PAKCS environment must always be declared by a “`let...free in`” or “`where...free`” declaration (as in Curry programs). This avoids the introduction of free variables in initial expressions by typos (which might lead to the exploration of infinite search spaces). If the free variable mode is on, each undefined symbol in an initial expression is considered as a free variable.

`+/-printfail` Print failures. If this option is set, failures occurring during evaluation (i.e., non-reducible demanded subexpressions) are printed. This is useful to see failed reductions due to partially defined functions or failed unifications. Inside encapsulated search (e.g., inside evaluations of `findall` and `findfirst`), failures are not printed (since they are a typical programming technique there). Note that this option causes some overhead in execution time and memory so that it could not be used in larger applications.

`+/-allfails` If this option is set, *all* failures (i.e., also failures on backtracking and failures of enclosing functions that fail due to the failure of an argument evaluation) are printed if the option `printfail` is set. Otherwise, only the first failure (i.e., the first non-reducible subexpression) is printed.

`+/-consfail` Print constructor failures. If this option is set, failures due to application of functions with non-exhaustive pattern matching or failures during unification (application of “`:=`”) are shown. Inside encapsulated search (e.g., inside evaluations of `findall` and `findfirst`), failures are not printed (since they are a typical programming technique there). In contrast to the option `printfail`, this option creates only a small overhead in execution time and memory use.

`+consfail all` Similarly to “`+consfail`”, but the complete trace of all active (and just failed) function calls from the main function to the failed function are shown.

`+consfail file:f` Similarly to “`+consfail all`”, but the complete fail trace is stored in the file *f*. This option is useful in non-interactive program executions like web scripts.

`+consfail int` Similarly to “`+consfail all`”, but after each failure occurrence, an interactive mode for exploring the fail trace is started (see help information in this interactive mode). When the interactive mode is finished, the program execution proceeds with a failure.

`+/-profile` Profile mode. If the profile mode is on, then information about the number of calls, failures, exits etc. are collected for each function during the debug mode (see above) and shown after the complete execution (additionally, the result is stored in the file `prog.profile` where *prog* is the current main program). The profile mode has no effect outside the debug mode.

+/-suspend Suspend mode (initially, it is off). If the suspend mode is on, all suspended expressions (if there are any) are shown (in their internal representation) at the end of a computation.

+/-time Time mode. If the time mode is on, the cpu time and the elapsed time of the computation is always printed together with the result of an evaluation.

+/-verbose Verbose mode (initially, it is off). If the verbose mode is on, the initial expression of a computation (together with its type) is printed before this expression is evaluated.

+/-warn Parser warnings. If the parser warnings are turned on (default), the parser will print warnings about variables that occur only once in a program rule (see Section 1.2) or locally declared names that shadow the definition of globally declared names. If the parser warnings are switched off, these warnings are not printed during the reading of a Curry program.

path path Set the additional search path for loading modules to *path*. Note that this search path is only used for loading modules inside this invocation of PAKCS, i.e., the environment variable “CURRYPATH” (see also Section 1.3) is set to *path* in this invocation of PAKCS.

printdepth n Set the depth for printing terms to the value *n* (initially: 10). In this case subterms with a depth greater than *n* are abbreviated by dots when they are printed as a result of a computation or during debugging. A value of 0 means infinite depth so that the complete terms are printed.

:set Show a help text on the “:set *option*” command together with the current values of all options.

:show Show the source text of the currently loaded Curry program. If the source text is not available (since the program has been directly compiled from a FlatCurry or XML file), the loaded program is decompiled and the decompiled Curry program text is shown.

:show module *m* Show the source text of module *m* which must be in accessible via the current the load path. If the source text is not available (since the program has been directly compiled from a FlatCurry or XML file), the loaded program is decompiled and the decompiled Curry program text is shown.

:show modules Show the list of all currently loaded modules.

:show *f* Show the source code of the function *f* in a separate window.

:cd *dir* Change the current working directory to *dir*.

:dir Show the names of all Curry programs in the current working directory.

:!cmd Shell escape: execute *cmd* in a Unix shell.

:save Save the current state of the system (together with the compiled program *prog.curry*) in the file *prog.state*, i.e., you can later start the program again by typing “*prog.state*” as a Unix command.

:save *expr* Similar as “**:save**” but the expression *expr* (typically: a call to the main function) will be executed after restoring the state and the execution of the restored state terminates when the evaluation of the expression *expr* terminates.

:fork *expr* The expression *expr*, which must be of type “IO ()”, is evaluated in an independent process which runs in parallel to the current PAKCS process. All output and error messages from this new process are suppressed. This command is useful to test distributed Curry programs (see Appendix A.1.3) where one can start a new server process by this command. The new process will be terminated when the evaluation of the expression *expr* is finished.

:coosy Start the Curry Object Observation System COOSy, a tool to observe the execution of Curry programs. This command starts a graphical user interface to show the observation results and adds to the load path the directory containing the modules that must be imported in order to annotate a program with observation points. Details about the use of COOSy can be found in the COOSy interface (under the “Info” button), and details about the general idea of observation debugging and the implementation of COOSy can be found in [7].

:xml Translate the currently loaded program module into an XML representation according to the format described in <http://www.informatik.uni-kiel.de/~curry/flat/>. Actually, this yields an implementation-independent representation of the corresponding FlatCurry program (see Appendix A.1.4 for a description of FlatCurry). If *prog* is the name of the currently loaded program, the XML representation will be written into the file “*prog_flat.xml*”.

:peval Translate the currently loaded program module into an equivalent program where some subexpressions are partially evaluated so that these subexpressions are (hopefully) more efficiently executed. An expression *e* to be partially evaluated must be marked in the source program by (PEVAL *e*) (where PEVAL is defined as the identity function in the prelude so that it has no semantical meaning).

The partial evaluator translates a source program *prog.curry* into the partially evaluated program in intermediate representation stored in *prog_pe.fcy*. The latter program is implicitly loaded by the **peval** command so that the partially evaluated program is directly available. The corresponding source program can be shown by the **show** command (see above).

The current partial evaluator is an experimental prototype (so it might not work on all programs) based on the ideas described in [1, 2, 3, 4].

PAKCS can also execute programs in the **debug mode**. The debug mode is switched on by setting the **debug** option with the command “**:set +debug**”. In order to switch back to normal evaluation of the program, one has to execute the command “**:set -debug**”.

In the debug mode, PAKCS offers the following **additional options for the “:set” command**:

+/-single Turn on/off single mode for debugging. If the single mode is on, the evaluation of an expression is stopped after each step and the user is asked how to proceed (see the options there).

- +/-trace** Turn on/off trace mode for debugging. If the trace mode is on, all intermediate expressions occurring during the evaluation of an expressions are shown.
- spy f** Set a spy point (break point) on the function f . In the single mode, you can “leap” from spy point to spy point (see the options shown in the single mode).
- +/-spy** Turn on/off spy mode for debugging. If the spy mode is on, the single mode is automatically activated when a spy point is reached.

2.2 Customization

In order to customize the behavior of PAKCS to your own preferences, there is a configuration file which is read by PAKCS when it is invoked. When you start PAKCS for the first time, a standard version of this configuration file is copied with the name “`.pakcsrc`” into your home directory. The file contains definitions of various settings, e.g., about showing warnings, progress messages etc. After you have started PAKCS for the first time, look into this file and adapt it to your own preferences.

2.3 Emacs Interface

Emacs is a powerful programmable editor suitable for program development. It is freely available for many platforms (see <http://www.emacs.org> or <http://www.xemacs.org>). The distribution of PAKCS contains also a special *Curry mode* that supports the development of Curry programs in the (X)Emacs environment. This mode includes support for syntax highlighting, finding declarations in the current buffer, and loading Curry programs into the PAKCS/Curry2Prolog compiler system in an Emacs shell.

The Curry mode has been adapted from a similar mode for Haskell programs. Its installation is described in the file `README` in directory “`pakcshome/tools/emacs`” which also contains the sources of the Curry mode and a short description about the use of this mode.

3 Extensions

PAKCS supports some extensions in Curry programs that are not (yet) part of the definition of Curry. These extensions are described below.

3.1 Recursive Variable Bindings

Local variable declarations (introduced by `let` or `where`) can be (mutually) recursive in PAKCS. For instance, the declaration

```
ones5 = let ones = 1 : ones
        in take 5 ones
```

introduces the local variable `ones` which is bound to a *cyclic structure* representing an infinite list of 1's. Similarly, the definition

```
onetwo n = take n one2
where
  one2 = 1 : two1
  two1 = 2 : one2
```

introduces a local variables `one2` that represents an infinite list of alternating 1's and 2's so that the expression `(onetwo 6)` evaluates to `[1,2,1,2,1,2]`.

3.2 Function Patterns

Function patterns [6] are a useful extension to code operations in a more readable way. Furthermore, defining operations with function patterns avoids problems caused by strict equality ("`:=`") and leads to programs that are potentially more efficient.

Consider the definition of an operation to compute the last element of a list `xs` based on the prelude operation "`++`" for list concatenation:

```
last xs | ys++[y] := xs = y where y,ys free
```

Since the equality constraint "`:=`" evaluates both sides to a constructor term, all elements of the list `xs` are fully evaluated in order to satisfy the constraint.

Function patterns can help to improve this computational behavior. A *function pattern* is a function call at a pattern position. With function patterns, we can define the operation `last` as follows:

```
last (_++[y]) = y
```

This definition is not only more compact but also avoids the complete evaluation of the list elements: since a function pattern is considered as an abbreviation for the set of constructor terms obtained by all evaluations of the function pattern to normal form (see [6] for an exact definition), the previous definition is conceptually equivalent to the set of rules

```
last [y] = y
last [_ , y] = y
last [_ , _ , y] = y
...
```

which shows that the evaluation of the list elements is not demanded by the function pattern.

In general, a pattern of the form $(f\ t_1 \dots t_n)$ ($n > 0$) is interpreted as a function pattern if f is not a visible constructor but a defined function that is visible in the scope of the pattern.

Optimization of programs containing function patterns. Since functions patterns can evaluate to non-linear constructor terms, they are dynamically checked for multiple occurrences of variables which are, if present, replaced by equality constraints so that the constructor term is always linear (see [6] for details). Since these dynamic checks are costly and not necessary for function patterns that are guaranteed to evaluate to linear terms, there is an optimizer for function patterns that checks for occurrences of function patterns that evaluate always to linear constructor terms and replace such occurrences with a more efficient implementation. This optimizer can be enabled by the following possibilities:

- Set the environment variable FCYPP to “--fpopt” before starting PAKCS, e.g., by the shell command

```
export FCYPP="--fpopt"
```

Then the function pattern optimization is applied if programs are compiled and loaded in PAKCS.

- Put an option into the source code: If the source code of a program contains a line with a comment of the form (the comment must start at the beginning of the line)

```
{-# PAKCS_OPTION_FCYPP --fpopt #-}
```

then the function pattern optimization is applied if this program is compiled and loaded in PAKCS.

The optimizer also report errors in case of wrong uses of function patterns (i.e., in case of a function f defined with function patterns that recursively depend on f).

3.3 Records

A record is a data structure for bundling several data of various types. It consists of typed data fields where each field is associated with a unique label. These labels can be used to construct, select or update fields in a record.

Unlike labeled data fields in Haskell, records are not syntactic sugar but a real extension of the language². The basic concept is described in [19] but the current version does not yet provide all features mentioned there. The restrictions are explained in Section 3.3.7.

3.3.1 Record Type Declaration

It is necessary to declare a record type before a record can be constructed or used. The declaration has the following form:

$$\text{type } R\ \alpha_1 \dots \alpha_n = \{ l_1 :: \tau_1, \dots, l_m :: \tau_m \}$$

²The current version allows to transform records into abstract data types. Future extensions may not have this facility.

It introduces a new n -ary record type R which represents a record consisting of m fields. Each field has a unique label l_i representing a value of the type τ_i . Labels are identifiers which refer to the corresponding fields. The following examples define some record types:

```
type Person = {name :: String, age :: Int}
type Address = {person :: Person, street :: String, city :: String}
type Branch a b = {left :: a, right :: b}
```

It is possible to summarize different labels which have the same type. For instance, the record `Address` can also be declared as follows:

```
type Address = {person :: Person, street,city :: String}
```

The fields can occur in an arbitrary order. The example above can also be written as

```
type Address = {street,city :: String, person :: Person}
```

The record type can be used in every type expression to represent the corresponding record, e.g.

```
data BiTree = Node (Branch BiTree BiTree) | Leaf Int

getName :: Person -> String
getName ...
```

Labels can only be used in the context of records. They do not share the name space with functions/constructors/variables or type constructors/type variables. For instance it is possible to use the same identifier for a label and a function at the same time. Label identifiers cannot be shadowed by other identifiers.

Like in type synonym declarations, recursive or mutually dependent record declarations are not allowed. Records can only be declared at the top level. Further restrictions are described in section [3.3.7](#).

3.3.2 Record Construction

The record construction generates a record with initial values for each data field. It has the following form:

$$\{ l_1 = v_1, \dots, l_m = v_m \}$$

It generates a record where each label l_i refers to the value v_i . The type of the record results from the record type declaration where the labels l_i are defined. A mix of labels from different record types is not allowed. All labels must be specified with exactly one assignment. Examples for record constructions are

```
{name = "Johnson", age = 30}      -- generates a record of type 'Person'
{left = True, right = 20}         -- generates a record of type 'Branch'
```

Assignments to labels can occur in an arbitrary order. For instance a record of type `Person` can also be generated as follows:

```
{age = 30, name = "Johnson"}      -- generates a record of type 'Person'
```

Unlike labeled fields in record type declarations, record constructions can be used in expressions without any restrictions (as well as all kinds of record expressions). For instance the following expression is valid:

```
{person = {name = "Smith", age = 20},    -- generates a record of
```



```

street = "Main Street",           -- type 'Address'
city   = "Springfield"}
```

3.3.3 Field Selection

The field selection is used to extract data from records. It has the following form:

```
r -> l
```

It returns the value to which the label *l* refers to from the record expression *r*. The label must occur in the declaration of the record type of *r*. An example for a field selection is:

```
pers -> name
```

This returns the value of the label **name** from the record **pers** (which has the type **Person**). Sequential application of field selections are also possible:

```
(addr -> person) -> age
```

The value of the label **age** is extracted from a record which itself is the value of the label **person** in the record **addr** (which has the type **Address**). When a field selection is used in expressions, it has to be parenthesized.

3.3.4 Field Update

Records can be updated by reassigning a new value to a label:

```
{l1 := v1, ..., lk := vk | r}
```

The label *l_i* is associated with the new value *v_i* which replaces the current value in the record *r*. The labels must occur in the declaration of the record type of *r*. In contrast to record constructions, it is not necessary to specify all labels of a record. Assignments can occur in an arbitrary order. It is not allowed to specify more than one assignment for a label in a record update. Examples for record updates are:

```
{name := "Scott", age := 25 | pers}
{person := {name := "Scott", age := 25 | pers} | addr}
```

In these examples **pers** is a record of type **Person** and **addr** is a record of type **Address**.

3.3.5 Records in Pattern Matching

It is possible to apply pattern matching to records (e.g., in functions, let expressions or case branches). Two kinds of record patterns are available:

```
{l1 = p1, ..., ln = pn}
{l1 = p1, ..., lk = pk | _}
```

In both cases each label *l_i* is specified with a pattern *p_i*. All labels must occur only once in the record pattern. The first case is used to match the whole record. Thus, all labels of the record must occur in the pattern. The second case is used to match only a part of the record. Here it is not necessary to specify all labels. This case is represented by a vertical bar followed by the underscore (anonymous variable). It is not allowed to use a pattern term instead of the underscore.

When trying to match a record against a record pattern, the patterns of the specified labels are matched against the corresponding values in the record expression. On success, all pattern

variables occurring in the patterns are replaced by their actual expression. If none of the patterns matches, the computation fails.

Here are some examples of pattern matching with records:

```
isSmith30 :: Person -> Bool
isSmith30 {name = "Smith", age = 30} = True

startsWith :: Char -> Person -> Bool
startsWith c {name = (d:_) | _} = c == d

getPerson :: Address -> Person
getPerson {person = p | _} = p
```

As shown in the last example, a field selection can also be obtained by pattern matching.

3.3.6 Export of Records

Exporting record types and labels is very similar to exporting data types and constructors. There are three ways to specify an export:

- `module M (... , R, ...)` **where**
exports the record R without any of its labels.
- `module M (... , R(...), ...)` **where**
exports the record R together with all its labels.
- `module M (... , R(l_1, \dots, l_k), ...)` **where**
exports the record R together with the labels l_1, \dots, l_k .

Note that imported labels cannot be overwritten in record declarations of the importing module. It is also not possible to import equal labels from different modules.

3.3.7 Restrictions in the Usage of Records

In contrast to the basic concept in [19], PAKCS/Curry provides a simpler version of records. Some of the features described there are currently not supported or even restricted.

- Labels must be unique within the whole scope of the program. In particular, it is not allowed to define the same label within different records, not even when they are imported from other modules. However, it is possible to use equal identifiers for other entities without restrictions, since labels have an independent name space.
- The record type representation with labeled fields can only be used as the right-hand-side of a record type declaration. It is not allowed to use it in any other type annotation.
- Records are not extensible or reducible. The structure of a record is specified in its record declaration and cannot be modified at the runtime of the program.
- Empty records are not allowed.
- It is not allowed to use a pattern term at the right side of the vertical bar in a record pattern except for the underscore (anonymous pattern variable).

- Labels cannot be sequentially associated with multiple values (record fields do not behave like stacks).

4 CurryDoc: A Documentation Generator for Curry Programs

CurryDoc is a tool in the PAKCS distribution that generates the documentation for a Curry program (i.e., the main module and all its imported modules) in HTML format. The generated HTML pages contain information about all data types and functions exported by a module as well as links between the different entities. Furthermore, some information about the definitional status of functions (like rigid, flexible, external, complete, or overlapping definitions) are provided and combined with documentation comments provided by the programmer.

A *documentation comment* starts at the beginning of a line with “`---` ” (also in literate programs!). All documentation comments immediately before a definition of a datatype or (top-level) function are kept together.³ The documentation comments for the complete module occur before the first “module” or “import” line in the module. The comments can also contain several special tags. These tags must be the first thing on its line (in the documentation comment) and continues until the next tag is encountered or until the end of the comment. The following tags are recognized:

@author *comment*

Specifies the author of a module (only reasonable in module comments).

@version *comment*

Specifies the version of a module (only reasonable in module comments).

@cons *id comment*

A comment for the constructor *id* of a datatype (only reasonable in datatype comments).

@param *id comment*

A comment for function parameter *id* (only reasonable in function comments). Due to pattern matching, this need not be the name of a parameter given in the declaration of the function but all parameters for this functions must be commented in left-to-right order (if they are commented at all).

@return *comment*

A comment for the return value of a function (only reasonable in function comments).

The comment of a documented entity can be any string in HTML format, i.e., special characters like “<” must be quoted (e.g., “<”). It can also contain HTML tags. However, header tags like <h1> should not be used since the structuring is generated by CurryDoc. For the same reason, preformatted text (tag <pre>) should not be used since the formatting is the task of CurryDoc.

The following example text shows a Curry program with some documentation comments:

```
--- This is an
--- example module.
--- @author Michael Hanus
--- @version 0.1
```

³The documentation tool recognizes this association from the first identifier in a program line. If one wants to add a documentation comment to the definition of a function which is an infix operator, the first line of the operator definition should be a type definition, otherwise the documentation comment is not recognized.

```

module Example where

--- The function conc concatenates two lists. It is defined
--- as flexible so that it can also be used to split a given list.
--- @param xs - the first list
--- @param ys - the second list
--- @return a list containing all elements of xs and ys
conc eval flex
conc []      ys = ys
conc (x:xs) ys = x : conc xs ys
-- this comment will not be included in the documentation

--- The function last computes the last element of a given list.
--- @param xs - the given input list
--- @return last element of the input list
last xs | conc ys [x] == xs = x   where x,ys free

--- This datatype defines polymorphic trees.
--- @cons Leaf - a leaf of the tree
--- @cons Node - an inner node of the tree
data Tree a = Leaf a | Node [Tree a]

```

To generate the documentation, execute the command

```
currydoc --html Example
```

(`currydoc` is a command usually stored in `pakcshome/bin` where `pakcshome` is the installation directory of PAKCS; see Section 1.1). This command creates the directory `DOC_Example` (if it does not exist) and puts all HTML documentation files for the main program module `Example` and all its imported modules in this directory together with a main index file `index.html`. If one prefers another directory for the documentation files, one can also execute the command

```
currydoc --html docdir Example
```

where `docdir` is the directory for the documentation files.

In order to generate the common documentation for large collections of Curry modules (e.g., the libraries contained in the PAKCS distribution), one can call `currydoc` with the following options:

```
currydoc --noindexhtml docdir Mod :
```

This command generates the documentation for module `Mod` in the directory `docdir` without the index pages (i.e., main index page and index pages for all functions and constructors defined in `Mod` and its imported modules).

```
currydoc --onlyindexhtml docdir Mod1 Mod2 ...Modn :
```

This command generates only the index pages (i.e., a main index page and index pages for all functions and constructors defined in the modules `Mod1`, `M2`, ..., `Modn` and their imported modules) in the directory `docdir`.

5 CurryBrowser: A Tool for Analyzing and Browsing Curry Programs

CurryBrowser is a tool to browse through the modules and functions of a Curry application, show them in various formats, and analyze their properties.⁴ Moreover, it is constructed in a way so that new analyzers can be easily connected to CurryBrowser. A detailed description of the ideas behind this tool can be found in [13, 14].

CurryBrowser is part of the PAKCS distribution and can be started in two ways:

- In the command shell via the command: `pakcshome/bin/currybrowser mod`
- In the PAKCS/Curry2Prolog environment after loading the module `mod` and typing the command `:.browse`.

Here, “`mod`” is the name of the main module of a Curry application. After the start, CurryBrowser loads the interfaces of the main module and all imported modules before a GUI is created for interactive browsing.

To get an impression of the use of CurryBrowser, Figure 1 shows a snapshot of its use on a particular application (here: the implementation of CurryBrowser). The upper list box in the left column shows the modules and their imports in order to browse through the modules of an application. Similarly to directory browsers, the list of imported modules of a module can be opened or closed by clicking. After selecting a module in the list of modules, its source code, interface, or various other formats of the module can be shown in the main (right) text area. For instance, one can show pretty-printed versions of the intermediate flat programs (see below) in order to see how local function definitions are translated by lambda lifting [18] or pattern matching is translated into case expressions [9, 21]. Since Curry is a language with parametric polymorphism and type inference, programmers often omit the type signatures when defining functions. Therefore, one can also view (and store) the selected module as source code where missing type signatures are added.

Below the list box for selecting modules, there is a menu (“Analyze selected module”) to analyze all functions of the currently selected module at once. This is useful to spot some functions of a module that could be problematic in some application contexts, like functions that are impure (i.e., the result depends on the evaluation time) or partially defined (i.e., not evaluable on all ground terms). If such an analysis is selected, the names of all functions are shown in the lower list box of the left column (the “function list”) with prefixes indicating the properties of the individual functions.

The function list box can be also filled with functions via the menu “Select functions”. For instance, all functions or only the exported functions defined in the currently selected module can be shown there, or all functions from different modules that are directly or indirectly called from a currently selected function. This list box is central to focus on a function in the source code of some module or to analyze some function, i.e., showing their properties. In order to focus on a function, it is sufficient to check the “focus on code” button. To analyze an individually selected function, one can select an analysis from the list of available program analyses (through the menu “Select analysis”). In this case, the analysis results are either shown in the text box below the main text

⁴Although CurryBrowser is implemented in Curry, some functionalities of it require an installed graph visualization tool (dot <http://www.graphviz.org/>), otherwise they have no effect.

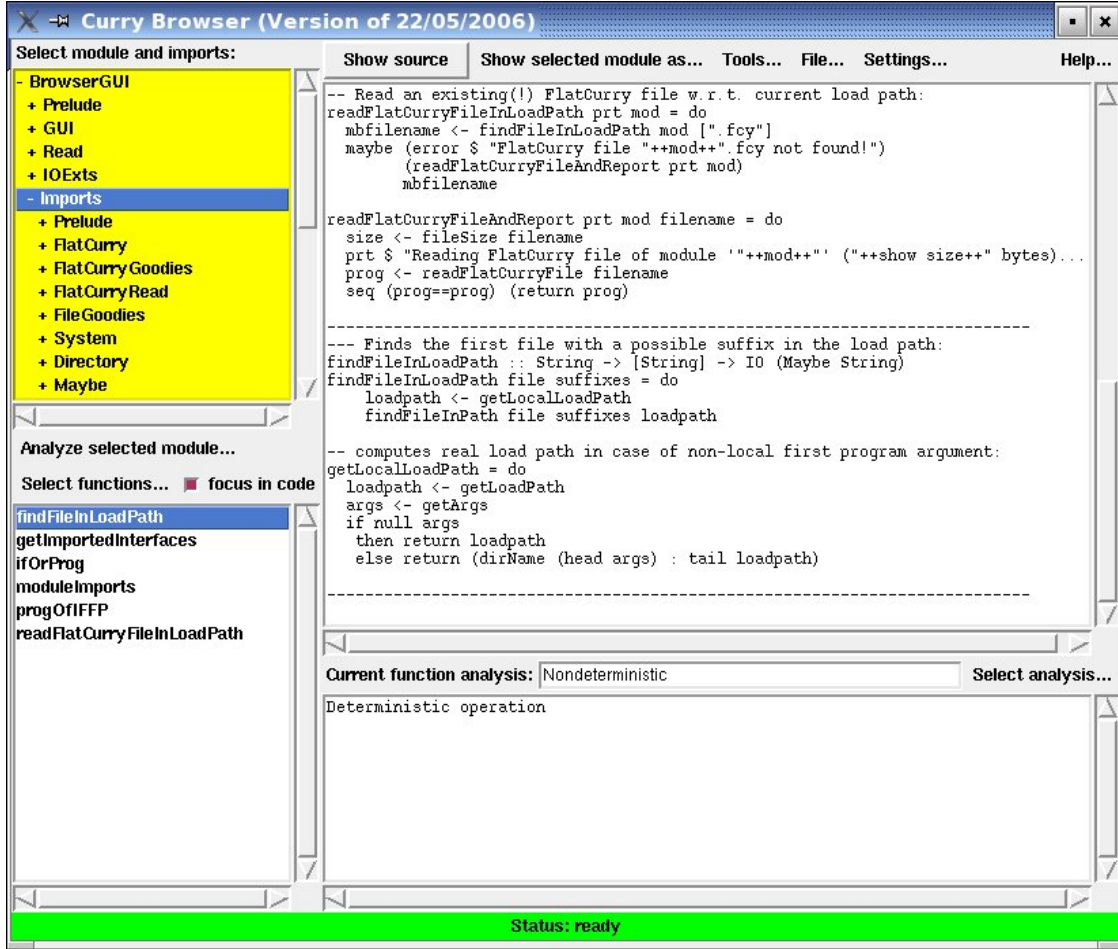


Figure 1: Snapshot of the main window of CurryBorwser

area or visualized by separate tools, e.g., by a graph drawing tool for visualizing call graphs. Some analyses are local, i.e., they need only to consider the local definition of this function (e.g., “Calls directly,” “Overlapping rules,” “Pattern completeness”), where other analyses are global, i.e., they consider the definitions of all functions directly or indirectly called by this function (e.g., “Depends on,” “Solution complete,” “Set-valued”). Finally, there are a few additional tools integrated into CurryBrowser, for instance, to visualize the import relation between all modules as a dependency graph. These tools are available through the “Tools” menu.

More details about the use of CurryBrowser and all built-in analyses are available through the “Help” menu of CurryBrowser.

6 CurryTest: A Tool for Testing Curry Programs

CurryTest is a simple tool in the PAKCS distribution to write and run repeatable tests. CurryTest simplifies the task of writing test cases for a module and executing them. The tool is easy to use. Assume one has implemented a module `MyMod` and wants to write some test cases to test its functionality, making regression tests in future versions, etc. For this purpose, there is a system library `Assertion` which contains the necessary definitions for writing tests. In particular, it exports the following datatype:

```
data Assertion a = AssertTrue      String Bool
                  | AssertEqual    String a a
                  | AssertValues   String a [a]
                  | AssertSolutions String (a->Success) [a]
                  | AssertIO       String (IO a) a
                  | AssertEqualIO  String (IO a) (IO a)
```

The expression “`AssertTrue s b`” is an assertion (named *s*) that the expression *b* has the value `True`. Similarly, the expression “`AssertEqual s e1 e2`” asserts that the expressions *e₁* and *e₂* must be equal (i.e., *e₁*==*e₂* must hold), the expression “`AssertValues s e vs`” asserts that *vs* is the multiset of all values of *e*, and the expression “`AssertSolutions s c vs`” asserts that the constraint abstraction *c* has the multiset of solutions *vs*. Furthermore, the expression “`AssertIO s a v`” asserts that the I/O action *a* yields the value *v* whenever it is executed, and the expression “`AssertEqualIO s a1 a2`” asserts that the I/O actions *a₁* and *a₂* yields equal values. The name of each assertion is used in the protocol of the test tool.

Now one can define a test program by importing the module to be tested together with the module `Assertion` and defining top-level functions of type `Assertion` in this module (which must also be exported). As an example, consider the following program that can be used to test some list processing functions:

```
import List
import Assertion

test1 = AssertEqual    "++"      ([1,2]++[3,4]) [1,2,3,4]
test2 = AssertTrue     "all"     (all (<5) [1,2,3,4])
test3 = AssertSolutions "prefix" (\x -> let y free in x++y == [1,2])
                                   [[], [1], [1,2]]
```

For instance, `test1` asserts that the result of evaluating the expression `([1,2]++[3,4])` is equal to `[1,2,3,4]`.

We can execute a test suite by the command

```
currytest testList
```

(`currytest` is a program stored in `pakcshome/bin` where *pakcshome* is the installation directory of PAKCS; see Section 1.1). In our example, “`testList.curry`” is the program containing the definition of all assertions. This has the effect that all exported top-level functions of type `Assertion` are tested (i.e., the corresponding assertions are checked) and the results (“OK” or failure) are reported together with the name of each assertion. For our example above, we obtain the following successful protocol:

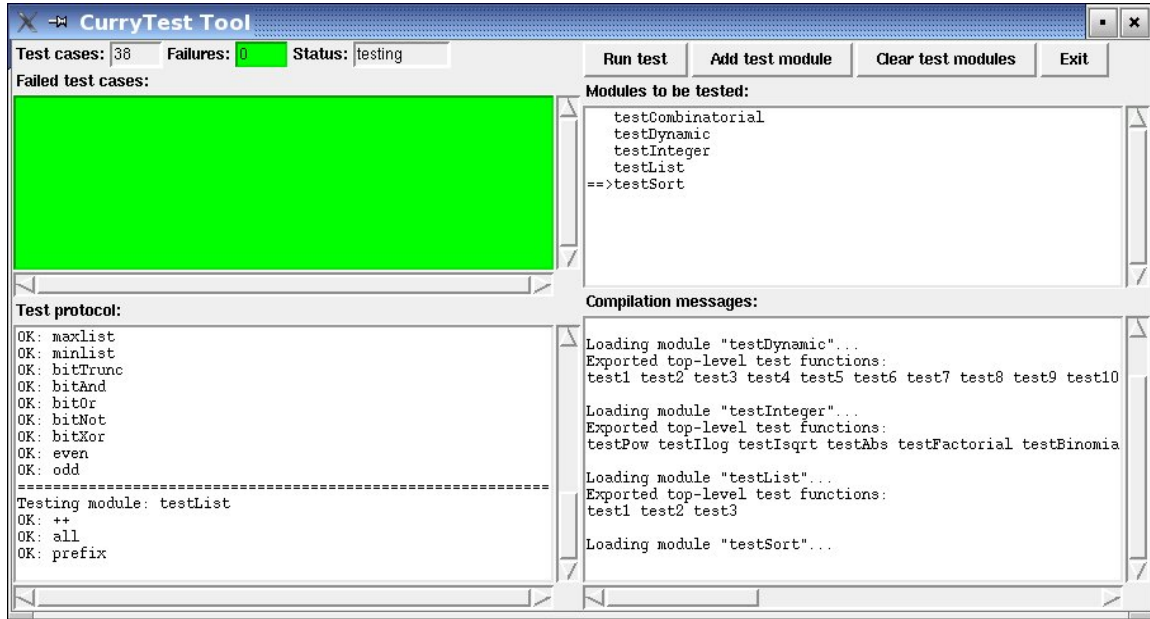


Figure 2: Snapshot of CurryTest’s graphical interface

```
=====
Testing module "testList"...
OK: ++
OK: all
OK: prefix
All tests successfully passed.
=====
```

There is also a graphical interface that summarizes the results more nicely.⁵ In order to start this interface, one has to add the parameter “--window” (or “-w”), e.g., executing a test suite by

```
currytest --window testList
```

or

```
currytest -w testList
```

A snapshot of the interface is shown in Figure 2.

⁵Due to a bug in older versions of SICStus-Prolog, it works only with SICStus-Prolog version 3.8.5 (or newer).

7 ERD2Curry: A Tool to Generate Programs from ER Specifications

ERD2Curry is a tool to generate Curry code to access and manipulate data persistently stored from entity relationship diagrams. The idea of this tool is described in detail in [8]. Thus, we describe only the basic steps to use this tool in the following.

If one creates an entity relationship diagram (ERD) with the Umbrello UML Modeller, one has to store its XML description in XMI format (as offered by Umbrello) in a file, e.g., “myerd.xmi”. This description can be compiled into a Curry program by the command

```
erd2curry myerd.xmi
```

(`erd2curry` is a program stored in `pakcshome/bin` where `pakcshome` is the installation directory of PAKCS; see Section 1.1). If `MyData` is the name of the ERD, the Curry program file “MyData.curry” is generated containing all the necessary database access code as described in [8].

If one does not want to use the Umbrello UML Modeller, one can also create a textual description of the ERD as a Curry term of type `ERD` (w.r.t. the type definition given in module `pakcshome/tools/erd2curry/ERD.curry`) and store it in some file, e.g., “myerd.term”. This description can be compiled into a Curry program by the command

```
erd2curry -t myerd.term
```

There is also the possibility to visualize an ERD term as a graph with the graph visualization program `dotty` (for this purpose, it might be necessary to adapt the definition of the operation `dotCmd` in `pakcshome/tools/erd2curry/ERD2Graph.curry` according to your local environment). This can be done by the command

```
erd2curry -v myerd.term
```

Inclusion in the Curry application: To compile the generated database code, either include the directory `pakcshome/tools/erd2curry` into your Curry load path (e.g., by setting the environment variable “CURRYPATH”, see also Section 1.3) or copy the file `pakcshome/tools/erd2curry/ERDGeneric.curry` into the directory of the generated database code.

8 Preprocessing FlatCurry Files

The current parser allows to apply transformations on the intermediate FlatCurry files after they are generated from the corresponding Curry source file. Currently, only the FlatCurry file corresponding to the main module can be transformed.

A transformation can be specified as follows:

1. Options to pakcs/bin/parsecurry:

`--fpopt` Apply function pattern optimization (see `pakcs/tools/optimize/NonStrictOpt.curry` for details).

`--compact` Apply code compactification after parsing, i.e., transform the main module and all its imported into one module and delete all non-accessible functions.

`--compactexport` Similar to `--compact` but delete all functions that are not accessible from the exported functions of the main module.

`--compactmain:f` Similar to `--compact` but delete all functions that are not accessible from the function “f” of the main module.

`--fcypp cmd` Apply command `cmd` to the main module after parsing. This is useful to integrate your own transformation into the compilation process. Note that the command “`cmd prog`” should perform a transformation on the FlatCurry file `prog.fcy`, i.e., it replaces the FlatCurry file by a new one.

2. Setting the environment variable FCYPP:

For instance, setting FCYPP by

```
export FCYPP="--fpopt"
```

will apply the function pattern optimization if programs are compiled and loaded in the PAKCS programming environment.

3. Putting options into the source code:

If the source code contains a line with a comment of the form (the comment must start at the beginning of the line)

```
{-# PAKCS_OPTION_FCYPP <options> #-}
```

then the transformations specified by `<options>` are applied after translating the source code into FlatCurry code. For instance, the function pattern optimization can be set by the comment

```
{-# PAKCS_OPTION_FCYPP --fpopt #-}
```

in the source code. Note that this comment must be in a single line of the source program. If there are multiple lines containing such comments, only the first one will be considered.

Multiple options: Note that an arbitrary number of transformations can be specified by the methods described above. If several specifications for preprocessing FlatCurry files are used, they are executed in the following order:

1. all transformations specified by the environment variable FCYPP (from left to right)

2. all transformations specified as command line options of parsecurry (from left to right)
3. all transformations specified by a comment line in the source code (from left to right)

9 Technical Problems

Due to the fact that Curry is intended to implement distributed systems (see Appendix [A.1.3](#)), it might be possible that some technical problems arise due to the use of sockets for implementing these features. Therefore, this section gives some information about the technical requirements of PAKCS and how to solve problems due to these requirements.

There is one fixed port that is used by the implementation of PAKCS:

Port 8766: This port is used by the **Curry Port Name Server** (CPNS) to implement symbolic names for ports in Curry (see Appendix [A.1.3](#)). If some other process uses this port on the machine, the distribution facilities defined in the module **Ports** (see Appendix [A.1.3](#)) cannot be used.

If these features do not work, you can try to find out whether this port is in use by the shell command “`netstat -a | fgrep 8766`” (or similar).

The CPNS is implemented as a demon listening on its port 8766 in order to serve requests about registering a new symbolic name for a Curry port or asking the physical port number of a Curry port. The demon will be automatically started for the first time on a machine when a user compiles a program using Curry ports. It can also be manually started and terminated by the scripts `pakcshome/cpns/start` and `pakcshome/cpns/stop`. If the demon is already running, the command `pakcshome/cpns/start` does nothing (so it can be always executed before invoking a Curry program using ports).

If you detect any further technical problem, please write to

`mh@informatik.uni-kiel.de`

References

- [1] E. Albert, M. Alpuente, M. Hanus, and G. Vidal. A partial evaluation framework for Curry programs. In *Proc. of the 6th International Conference on Logic for Programming and Automated Reasoning (LPAR'99)*, pages 376–395. Springer LNCS 1705, 1999.
- [2] E. Albert, M. Hanus, and G. Vidal. Using an abstract representation to specialize functional logic programs. In *Proc. of the 7th International Conference on Logic for Programming and Automated Reasoning (LPAR 2000)*, pages 381–398. Springer LNCS 1955, 2000.
- [3] E. Albert, M. Hanus, and G. Vidal. A practical partial evaluator for a multi-paradigm declarative language. In *Proc. of the 5th International Symposium on Functional and Logic Programming (FLOPS 2001)*, pages 326–342. Springer LNCS 2024, 2001.
- [4] E. Albert, M. Hanus, and G. Vidal. A practical partial evaluator for a multi-paradigm declarative language. *Journal of Functional and Logic Programming*, 2002(1), 2002.
- [5] S. Antoy and M. Hanus. Compiling multi-paradigm declarative programs into Prolog. In *Proc. International Workshop on Frontiers of Combining Systems (FroCoS'2000)*, pages 171–185. Springer LNCS 1794, 2000.
- [6] S. Antoy and M. Hanus. Declarative programming with function patterns. In *Proceedings of the International Symposium on Logic-based Program Synthesis and Transformation (LOPSTR'05)*. Springer LNCS (to appear), 2005.
- [7] B. Braßel, O. Chitil, M. Hanus, and F. Huch. Observing functional logic computations. In *Proc. of the Sixth International Symposium on Practical Aspects of Declarative Languages (PADL'04)*, pages 193–208. Springer LNCS 3057, 2004.
- [8] B. Braßel, M. Hanus, and M. Müller. Compiling ER specifications into declarative programs. In *Proc. of the 17th Workshop on Logic-based Methods in Programming Environments (WLPE'07)*, pages 31–46, 2007.
- [9] M. Hanus. A unified computation model for functional and logic programming. In *Proc. of the 24th ACM Symposium on Principles of Programming Languages (Paris)*, pages 80–93, 1997.
- [10] M. Hanus. Distributed programming in a multi-paradigm declarative language. In *Proc. of the International Conference on Principles and Practice of Declarative Programming (PPDP'99)*, pages 376–395. Springer LNCS 1702, 1999.
- [11] M. Hanus. A functional logic programming approach to graphical user interfaces. In *International Workshop on Practical Aspects of Declarative Languages (PADL'00)*, pages 47–62. Springer LNCS 1753, 2000.
- [12] M. Hanus. High-level server side web scripting in Curry. In *Proc. of the Third International Symposium on Practical Aspects of Declarative Languages (PADL'01)*, pages 76–92. Springer LNCS 1990, 2001.

- [13] M. Hanus. A generic analysis environment for declarative programs. In *Proc. of the ACM SIG-PLAN 2005 Workshop on Curry and Functional Logic Programming (WCFLP 2005)*, pages 43–48. ACM Press, 2005.
- [14] M. Hanus. CurryBrowser: A generic analysis environment for Curry programs. In *Proc. of the 16th Workshop on Logic-based Methods in Programming Environments (WLPE'06)*, pages 61–74, 2006.
- [15] M. Hanus and R. Sadre. An abstract machine for Curry and its concurrent implementation in Java. *Journal of Functional and Logic Programming*, 1999(6), 1999.
- [16] M. Hanus and F. Steiner. Controlling search in declarative programs. In *Principles of Declarative Programming (Proc. Joint International Symposium PLILP/ALP'98)*, pages 374–390. Springer LNCS 1490, 1998.
- [17] M. Hanus (ed.). Curry: An integrated functional logic language (vers. 0.8.2). Available at <http://www.informatik.uni-kiel.de/~curry>, 2006.
- [18] T. Johnsson. Lambda lifting: Transforming programs to recursive functions. In *Functional Programming Languages and Computer Architecture*, pages 190–203. Springer LNCS 201, 1985.
- [19] D. Leijen. Extensible records with scoped labels. In *Proceedings of the 2005 Symposium on Trends in Functional Programming (TFP'05)*, 2005.
- [20] M. Odersky and P. Wadler. Pizza into Java: Translating theory into practice. In *Proc. of the 24th ACM Symposium on Principles of Programming Languages (Paris)*, pages 146–159, 1997.
- [21] P. Wadler. Efficient compilation of pattern-matching. In S.L. Peyton Jones, editor, *The Implementation of Functional Programming Languages*, pages 78–103. Prentice Hall, 1987.

A Libraries of the PAKCS Distribution

The PAKCS/Curry2Prolog compiler system provides an extensive collection of libraries for application programming. The libraries for arithmetic constraints over real numbers, finite domain constraints, ports for concurrent and distributed programming, and meta-programming by representing Curry programs in Curry are described in the following subsection in more detail. The complete set of libraries with all exported types and functions are described in the further subsections. For a more detailed online documentation of all libraries of PAKCS, see <http://www.informatik.uni-kiel.de/~pakcs/lib/index.html>.

A.1 Constraints, Ports, Meta-Programming

A.1.1 Arithmetic Constraints

The primitive entities for the use of arithmetic constraints are defined in the system module `CLPR` (cf. Section 1.3), i.e., in order to use them, the program must contain the import declaration

```
import CLPR
```

Floating point arithmetic is supported in Curry2Prolog via arithmetic constraints, i.e., the equational constraint “`2.3 +. x == 5.5`” is solved by binding `x` to `3.2` (rather than suspending the evaluation of the addition, as in corresponding constraints on integers like “`3+x==5`”). All operations related to floating point numbers are suffixed by “`.`”. The following functions and constraints on floating point numbers are supported in PAKCS:

```
(+.) :: Float -> Float -> Float
```

Addition on floating point numbers.

```
(-.) :: Float -> Float -> Float
```

Subtraction on floating point numbers.

```
(*) :: Float -> Float -> Float
```

Multiplication on floating point numbers.

```
(/.) :: Float -> Float -> Float
```

Division on floating point numbers.

```
(<.) :: Float -> Float -> Success
```

Comparing two floating point numbers with the “less than” relation.

```
(>.) :: Float -> Float -> Success
```

Comparing two floating point numbers with the “greater than” relation.

```
(<=.) :: Float -> Float -> Success
```

Comparing two floating point numbers with the “less than or equal” relation.

```
(>=.) :: Float -> Float -> Success
```

Comparing two floating point numbers with the “greater than or equal” relation.

```
i2f :: Int -> Float
```

Converting an integer number into a floating point number.

As an example, consider a constraint `mortgage` which relates the principal `p`, the lifetime of the mortgage in months `t`, the monthly interest rate `ir`, the monthly repayment `r`, and the outstanding balance at the end of the lifetime `b`. The financial calculations can be defined by the following two rules in Curry (the second rule describes the repeated accumulation of the interest):

```
import CLPR

mortgage p t ir r b | t >. 0.0 & t <=. 1.0 --lifetime not more than 1 month?
    = b :=: p *. (1.0 +. t *. ir) -. t*.r
mortgage p t ir r b | t >. 1.0 --lifetime more than 1 month?
    = mortgage (p *. (1.0+.ir)-.r) (t-.1.0) ir r b
```

Then we can calculate the monthly payment for paying back a loan of \$100,000 in 15 years with a monthly interest rate of 1% by solving the goal

```
mortgage 100000.0 180.0 0.01 r 0.0
```

which yields the solution `r=1200.17`.

Note that only linear arithmetic equalities or inequalities are solved by the constraint solver. Non-linear constraints like “`x *. x :=: 4.0`” are suspended until they become linear.

A.1.2 Finite Domain Constraints

Finite domain constraints are constraints where all variables can only take a finite number of possible values. For simplicity, the domain of finite domain variables are identified with a subset of the integers, i.e., the type of a finite domain variable is `Int`. The arithmetic operations related to finite domain variables are suffixed by “`#`”. The following functions and constraints for finite domain constraint solving are currently supported in PAKCS:⁶

```
domain :: [Int] -> Int -> Int -> Success
```

The constraint “`domain [x1, ..., xn] l u`” is satisfied if the domain of all variables x_i is the interval $[l, u]$.

```
(+#) :: Int -> Int -> Int
```

Addition on finite domain values.

```
(-#) :: Int -> Int -> Int
```

Subtraction on finite domain values.

```
(*#) :: Int -> Int -> Int
```

Multiplication on finite domain values.

```
(=#) :: Int -> Int -> Success
```

Equality of finite domain values.

⁶Note that this library is based on the corresponding library of SICStus-Prolog but does not implement the complete functionality of the SICStus-Prolog library. However, using the PAKCS interface for external functions (see Appendix G), it is relatively easy to provide the complete functionality.

`(/=#) :: Int -> Int -> Success`

Disequality of finite domain values.

`(<#) :: Int -> Int -> Success`

“less than” relation on finite domain values.

`(<=#) :: Int -> Int -> Success`

“less than or equal” relation on finite domain values.

`(>#) :: Int -> Int -> Success`

“greater than” relation on finite domain values.

`(>=#) :: Int -> Int -> Success`

“greater than or equal” relation on finite domain values.

`sum :: [Int] -> (Int -> Int -> Success) -> Int -> Success`

The constraint “`sum [x1, ..., xn] op x`” is satisfied if all $x_1 + \dots + x_n \text{ op } x$ is satisfied, where *op* is one of the above finite domain constraint relations (e.g., “`=#`”).

`scalar_product :: [Int] -> [Int] -> (Int -> Int -> Success) -> Int -> Success`

The constraint “`scalar_product [c1, ..., cn] [x1, ..., xn] op x`” is satisfied if all $c_1x_1 + \dots + c_nx_n \text{ op } x$ is satisfied, where *op* is one of the above finite domain constraint relations.

`count :: Int -> [Int] -> (Int -> Int -> Success) -> Int -> Success`

The constraint “`count k [x1, ..., xn] op x`” is satisfied if all $k \text{ op } x$ is satisfied, where *n* is the number of the x_i that are equal to *k* and *op* is one of the above finite domain constraint relations.

`all_different :: [Int] -> Success`

The constraint “`all_different [x1, ..., xn]`” is satisfied if all x_i have pairwise different values.

`labeling :: [LabelingOption] -> [Int] -> Success`

The constraint “`labeling os [x1, ..., xn]`” non-deterministically instantiates all x_i to the values of their domain according to the options *os* (see the module documentation for further details about these options).

These entities are defined in the system module CLPFD (cf. Section 1.3), i.e., in order to use it, the program must contain the import declaration

```
import CLPFD
```

As an example, consider the classical “`send+more=money`” problem where each letter must be replaced by a different digit such that this equation is valid and there are no leading zeros. The usual way to solve finite domain constraint problems is to specify the domain of the involved variables followed by a specification of the constraints and the labeling of the constraint variables in order to start the search for solutions. Thus, the “`send+more=money`” problem can be solved as follows:

```

import CLPFD

smm l =
  l == [s,e,n,d,m,o,r,y] &
  domain l 0 9 &
  s ># 0 &
  m ># 0 &
  all_different l &
  1000 *# s +# 100 *# e +# 10 *# n +# d
  +#
  1000 *# m +# 100 *# o +# 10 *# r +# e
  =# 10000 *# m +# 1000 *# o +# 100 *# n +# 10 *# e +# y &
  labeling [FirstFail] l
  where s,e,n,d,m,o,r,y free

```

Then we can solve this problem by evaluating the goal “`smm [s,e,n,d,m,o,r,y]`” which yields the unique solution $\{s=9, e=5, n=6, d=7, m=1, o=0, r=8, y=2\}$.

A.1.3 Ports: Distributed Programming in Curry

To support the development of concurrent and distributed applications, PAKCS supports internal and external ports as described in [10].⁷ Since [10] contains a detailed description of this concept together with various programming examples, we only summarize here the functions and constraints supported for ports in PAKCS.

The basic datatypes, functions, and constraints for ports are defined in the system module `Ports` (cf. Section 1.3), i.e., in order to use ports, the program must contain the import declaration

```
import Ports
```

This declaration includes the following entities in the program:

Port a

This is the datatype of a port to which one can send messages of type `a`.

```
openPort :: Port a -> [a] -> Success
```

The constraint “`openPort p s`” establishes a new *internal port* `p` with an associated message stream `s`. `p` and `s` must be unbound variables, otherwise the constraint fails (and causes a runtime error).

```
send :: a -> Port a -> Success
```

The constraint “`send m p`” is satisfied if `p` is constrained to contain the message `m`, i.e., `m` will be sent to the port `p` so that it appears in the corresponding stream.

```
doSend :: a -> Port a -> IO ()
```

The I/O action “`doSend m p`” solves the constraint “`send m p`” and returns nothing.

⁷Ports are also supported by the TasteCurry interpreter, see Appendix E, and by the Curry2Java compiler, see Appendix D. However, the TasteCurry interpreter allows only to send strings over external ports and the Curry2Java compiler does not yet support the sending of logical variables over external ports.

`openNamedPort :: String -> IO [a]`

The I/O action “`openNamedPort n`” opens a new *external port* with symbolic name `n` and returns the associated stream of messages.

`connectPort :: String -> IO (Port a)`

The I/O action “`connectPort n`” returns a port with symbolic name `n` (i.e., `n` must have the form “*portname@machine*”) to which one can send messages by the `send` constraint. Currently, no dynamic type checking is done for external ports, i.e., sending messages of the wrong type to a port might lead to a failure of the receiver.

Restrictions: Every expression, possibly containing logical variables, can be sent to a port. However, as discussed in [10], port communication is strict, i.e., the expression is evaluated to normal form before sending it by the constraint `send`. Furthermore, if messages containing logical variables are sent to *external ports*, the behavior is as follows:

1. The sender waits until all logical variables in the message have been bound by the receiver.
2. The binding of a logical variable received by a process is sent back to the sender of this logical variable only if it is bound to a *ground* term, i.e., as long as the binding contains logical variables, the sender is not informed about the binding and, therefore, the sender waits.

External ports on local machines: The implementation of external ports assumes that the host machine running the application is connected to the Internet (i.e., it uses the standard IP address of the host machine for message sending). If this is not the case and the application should be tested by using external ports only on the local host without a connection to the Internet, the environment variable “`PAKCS_LOCALHOST`” must be set to “*yes*” *before PAKCS system is started*. In this case, the IP address 127.0.0.1 and the hostname “`localhost`” are used for identifying the local machine.

Selection of Unix sockets for external ports: The implementation of ports uses sockets to communicate messages sent to external ports. Thus, if a Curry program uses the I/O action `openNamedPort` to establish an externally visible server, PAKCS selects a Unix socket for the port communication. Usually, a free socket is selected by the operating system. If the socket number should be fixed in an application (e.g., because of the use of firewalls that allow only communication over particular sockets), then one can set the environment variable “`PAKCS_SOCKET`” to a distinguished socket number before the PAKCS system is started. This has the effect that PAKCS uses only this socket number for communication (even for several external ports used in the same application program).

Debugging: To debug distributed systems, it is sometimes helpful to see all messages sent to external ports. This is supported by the environment variable “`PAKCS_TRACEPORTS`”. If this variable is set to “*yes*” *before the PAKCS system is started*, then all connections to external ports and all messages sent and received on external ports are printed on the standard error stream.

A.1.4 AbstractCurry and FlatCurry: Meta-Programming in Curry

To support meta-programming, i.e., the manipulation of Curry programs in Curry, there are system modules `FlatCurry` and `AbstractCurry` (stored in the directory “*pakcs/home/lib/meta*”) which define datatypes for the representation of Curry programs. `AbstractCurry` is a more direct representation of a Curry program, whereas `FlatCurry` is a simplified representation where local function definitions are replaced by global definitions (i.e., lambda lifting has been performed) and pattern matching is translated into explicit case/or expressions. Thus, `FlatCurry` can be used for more back-end oriented program manipulations (or, for writing new back ends for Curry), whereas `AbstractCurry` is intended for manipulations of programs that are more oriented towards the source program.

Both modules contain predefined I/O actions to read programs in the `AbstractCurry` (`readCurry`) or `FlatCurry` (`readFlatCurry`) format. These actions parse the corresponding source program and return a data term representing this program (according to the definitions in the modules `AbstractCurry` and `FlatCurry`).

Since all datatypes are explained in detail in these modules, we refer to the online documentation⁸ of these modules.

As an example, consider a program file “`test.curry`” containing the following two lines:

```
rev []      = []
rev (x:xs) = (rev xs) ++ [x]
```

Then the I/O action (`FlatCurry.readFlatCurry "test"`) returns the following term:

```
(Prog "test"
  ["Prelude"]
  []
  [Func ("test","rev") 1 Public
    (FuncType (TCons ("Prelude","[]") [(TVar 0)])
      (TCons ("Prelude","[]") [(TVar 0)]))
    (Rule [0]
      (Case Flex (Var 0)
        [Branch (Pattern ("Prelude","[]") [])
          (Comb ConsCall ("Prelude","[]") []),
         Branch (Pattern ("Prelude",":") [1,2])
          (Comb FuncCall ("Prelude", "++")
            [Comb FuncCall ("test","rev") [Var 2],
             Comb ConsCall ("Prelude",":")
               [Var 1,Comb ConsCall ("Prelude","[]") []]
            ])
        ])
      ]))]
  [])
)
```

⁸<http://www.informatik.uni-kiel.de/~pakcs/lib/CDOC/FlatCurry.html> and <http://www.informatik.uni-kiel.de/~pakcs/lib/CDOC/AbstractCurry.html>

A.2 General Libraries

A.2.1 Library AllSolutions

This module contains a collection of functions for obtaining lists of solutions to constraints. These operations are useful to encapsulate non-deterministic operations between I/O actions in order to connects the worlds of logic and functional programming and to avoid non-determinism failures on the I/O level.

In contrast the "old" concept of encapsulated search (which could be applied to any subexpression in a computation), the operations to encapsulate search in this module are I/O actions in order to avoid some anomalies in the old concept.

Exported types:

`data SearchTree`

A search tree for representing search structures.

Exported constructors:

- `SearchBranch :: [(b, SearchTree a b)] → SearchTree a b`
- `Solutions :: [a] → SearchTree a b`

Exported functions:

`getAllSolutions :: (a → Success) → IO [a]`

Gets all solutions to a constraint (currently, via an incomplete depth-first left-to-right strategy). Conceptually, all solutions are computed on a copy of the constraint, i.e., the evaluation of the constraint does not share any results. Moreover, this evaluation suspends if the constraints contain unbound variables. Similar to Prolog's `findall`.

`getOneSolution :: (a → Success) → IO (Maybe a)`

Gets one solution to a constraint (currently, via an incomplete left-to-right strategy). Returns `Nothing` if the search space is finitely failed.

`getOneValue :: a → IO (Maybe a)`

Gets one value of an expression (currently, via an incomplete left-to-right strategy). Returns `Nothing` if the search space is finitely failed.

`getAllFailures :: a → (a → Success) → IO [a]`

Returns a list of values that do not satisfy a given constraint.

`getSearchTree :: [a] → (b → Success) → IO (SearchTree b a)`

Computes a tree of solutions where the first argument determines the branching level of the tree. For each element in the list of the first argument, the search tree contains a branch node with a child tree for each value of this element. Moreover, evaluations of elements in the branch list are shared within corresponding subtrees.

A.2.2 Library Assertion

This module defines the datatype and operations for the Curry module tester "currytest".

Exported types:

data Assertion

Datatype for defining test cases.

Exported constructors:

- `AssertTrue :: String → Bool → Assertion a`
`AssertTrue s b` - assert (with name `s`) that `b` must be true
- `AssertEqual :: String → a → a → Assertion a`
`AssertEqual s e1 e2` - assert (with name `s`) that `e1` and `e2` must be equal (w.r.t. `==`)
- `AssertValues :: String → a → [a] → Assertion a`
`AssertValues s e vs` - assert (with name `s`) that `vs` is the multiset of all values of `e` (i.e., all values of `e` are compared with the elements in `vs` w.r.t. `==`)
- `AssertSolutions :: String → (a → Success) → [a] → Assertion a`
`AssertSolutions s c vs` - assert (with name `s`) that constraint abstraction `c` has the multiset of solutions `vs` (i.e., the solutions of `c` are compared with the elements in `vs` w.r.t. `==`)
- `AssertIO :: String → (IO a) → a → Assertion a`
`AssertIO s a r` - assert (with name `s`) that I/O action `a` yields the result value `r`
- `AssertEqualIO :: String → (IO a) → (IO a) → Assertion a`
`AssertEqualIO s a1 a2` - assert (with name `s`) that I/O actions `a1` and `a2` yield equal (w.r.t. `==`) results

data ProtocolMsg

The messages sent to the test GUI. Used by the currytest tool.

Exported constructors:

- `TestModule :: String → ProtocolMsg`
- `TestCase :: String → Bool → ProtocolMsg`
- `TestFinished :: ProtocolMsg`
- `TestCompileError :: ProtocolMsg`

Exported functions:

```
seqStrActions :: IO (String,Bool) → IO (String,Bool) → IO (String,Bool)
```

Combines two actions and combines their results. Used by the currytest tool.

```
checkAssertion :: ((String,Bool) → IO (String,Bool)) → Assertion a → IO (String,Bool)
```

Executes and checks an assertion, and process the result by an I/O action. Used by the currytest tool.

```
writeAssertResult :: (String,Bool) → IO ()
```

Writes the results of assertion checking into a file and stdout, if the results are non-empty. Used by the currytest tool.

```
showTestMod :: String → String → IO ()
```

Sends message to GUI for showing test of a module. Used by the currytest tool.

```
showTestCase :: String → (String,Bool) → IO (String,Bool)
```

Sends message to GUI for showing result of executing a test case. Used by the currytest tool.

```
showTestEnd :: String → IO ()
```

Sends message to GUI for showing end of module test. Used by the currytest tool.

```
showTestCompileError :: String → IO ()
```

Sends message to GUI for showing compilation errors in a module test. Used by the currytest tool.

A.2.3 Library Char

Library with some useful functions on characters.

Exported functions:

```
isUpper :: Char → Bool
```

Returns true if the argument is an uppercase letter.

```
isLower :: Char → Bool
```

Returns true if the argument is an lowercase letter.

```
isAlpha :: Char → Bool
```

Returns true if the argument is a letter.

```
isDigit :: Char → Bool
```


Returns true if the argument is a decimal digit.

`isAlphaNum :: Char → Bool`

Returns true if the argument is a letter or digit.

`isOctDigit :: Char → Bool`

Returns true if the argument is an octal digit.

`isHexDigit :: Char → Bool`

Returns true if the argument is a hexadecimal digit.

`isSpace :: Char → Bool`

Returns true if the argument is a white space.

`toUpper :: Char → Char`

Converts lowercase into uppercase letters.

`toLower :: Char → Char`

Converts uppercase into lowercase letters.

`digitToInt :: Char → Int`

Converts a (hexadecimal) digit character into an integer.

`intToDigit :: Int → Char`

Converts an integer into a (hexadecimal) digit character.

A.2.4 Library CLPFD

Library for finite domain constraint solving.

The general structure of a specification of an FD problem is as follows:

`domain_constraint & fd_constraint & labeling`

where:

`domain_constraint` specifies the possible range of the FD variables (see constraint `domain`)

`fd_constraint` specifies the constraint to be satisfied by a valid solution (see constraints `#+`, `#-`, `allDifferent`, etc below)

`labeling` is a labeling function to search for a concrete solution.

Note: This library is based on the corresponding library of Sicstus-Prolog but does not implement the complete functionality of the Sicstus-Prolog library. However, using the PAKCS interface for external functions, it is relatively easy to provide the complete functionality.

Exported types:

data LabelingOption

This datatype contains all options to control the instantiation of FD variables with the enumeration constraint `labeling`.

Exported constructors:

- `LeftMost :: LabelingOption`

`LeftMost` - The leftmost variable is selected for instantiation (default)

- `FirstFail :: LabelingOption`

`FirstFail` - The leftmost variable with the smallest domain is selected (also known as first-fail principle)

- `FirstFailConstrained :: LabelingOption`

`FirstFailConstrained` - The leftmost variable with the smallest domain and the most constraints on it is selected.

- `Min :: LabelingOption`

`Min` - The leftmost variable with the smallest lower bound is selected.

- `Max :: LabelingOption`

`Max` - The leftmost variable with the greatest upper bound is selected.

- `Step :: LabelingOption`

`Step` - Make a binary choice between $x = \#b$ and $x \neq \#b$ for the selected variable x where b is the lower or upper bound of x (default).

- `Enum :: LabelingOption`

`Enum` - Make a multiple choice for the selected variable for all the values in its domain.

- `Bisect :: LabelingOption`

`Bisect` - Make a binary choice between $x \leq \#m$ and $x > \#m$ for the selected variable x where m is the midpoint of the domain x (also known as domain splitting).

- `Up :: LabelingOption`

`Up` - The domain is explored for instantiation in ascending order (default).

- `Down :: LabelingOption`

`Down` - The domain is explored for instantiation in descending order.

- `All :: LabelingOption`

`All` - Enumerate all solutions by backtracking (default).

- **Minimize** :: `Int` → `LabelingOption`

Minimize `v` - Find a solution that minimizes the domain variable `v` (using a branch-and-bound algorithm).

- **Maximize** :: `Int` → `LabelingOption`

Maximize `v` - Find a solution that maximizes the domain variable `v` (using a branch-and-bound algorithm).

- **Assumptions** :: `Int` → `LabelingOption`

Assumptions `x` - The variable `x` is unified with the number of choices made by the selected enumeration strategy when a solution is found.

Exported functions:

domain :: `[Int]` → `Int` → `Int` → `Success`

Constraint to specify the domain of all finite domain variables.

(+#) :: `Int` → `Int` → `Int`

Addition of FD variables.

(-#) :: `Int` → `Int` → `Int`

Subtraction of FD variables.

(*#) :: `Int` → `Int` → `Int`

Multiplication of FD variables.

(=#) :: `Int` → `Int` → `Success`

Equality of FD variables.

(/=#) :: `Int` → `Int` → `Success`

Disequality of FD variables.

(<#) :: `Int` → `Int` → `Success`

"Less than" constraint on FD variables.

(<=#) :: `Int` → `Int` → `Success`

"Less than or equal" constraint on FD variables.

(>#) :: `Int` → `Int` → `Success`

"Greater than" constraint on FD variables.

(>=#) :: `Int` → `Int` → `Success`

"Greater than or equal" constraint on FD variables.

`sum :: [Int] → (Int → Int → Success) → Int → Success`

Relates the sum of FD variables with some integer of FD variable.

`scalarProduct :: [Int] → [Int] → (Int → Int → Success) → Int → Success`

(`scalarProduct cs vs relop v`) is satisfied if ((`cs*vs`) `relop v`) is satisfied. The first argument must be a list of integers. The other arguments are as in `sum`.

`count :: Int → [Int] → (Int → Int → Success) → Int → Success`

(`count v vs relop c`) is satisfied if (`n relop c`), where `n` is the number of elements in the list of FD variables `vs` that are equal to `v`, is satisfied. The first argument must be an integer. The other arguments are as in `sum`.

`allDifferent :: [Int] → Success`

"All different" constraint on FD variables.

`all_different :: [Int] → Success`

For backward compatibility. Use `allDifferent`.

`indomain :: Int → Success`

Instantiate a single FD variable to its values in the specified domain.

`labeling :: [LabelingOption] → [Int] → Success`

Instantiate FD variables to their values in the specified domain.

A.2.5 Library CLPR

Library for constraint programming with arithmetic constraints over reals.

Exported functions:

`(+.) :: Float → Float → Float`

Addition on floats in arithmetic constraints.

`(-.) :: Float → Float → Float`

Subtraction on floats in arithmetic constraints.

`(*.) :: Float → Float → Float`

Multiplication on floats in arithmetic constraints.

`(/.) :: Float → Float → Float`

Division on floats in arithmetic constraints.

`(<.) :: Float → Float → Success`

"Less than" constraint on floats.

`(>.) :: Float → Float → Success`

"Greater than" constraint on floats.

`(<=.) :: Float → Float → Success`

"Less than or equal" constraint on floats.

`(>=.) :: Float → Float → Success`

"Greater than or equal" constraint on floats.

`i2f :: Int → Float`

Conversion function from integers to floats. Rigid in the first argument, i.e., suspends until the first argument is ground.

`minimumFor :: (a → Success) → (a → Float) → a`

Computes the minimum with respect to a given constraint. `(minimumFor g f)` evaluates to `x` if `(g x)` is satisfied and `(f x)` is minimal. The evaluation fails if such a minimal value does not exist. The evaluation suspends if it contains unbound non-local variables.

`minimize :: (a → Success) → (a → Float) → a → Success`

Minimization constraint. `(minimize g f x)` is satisfied if `(g x)` is satisfied and `(f x)` is minimal. The evaluation suspends if it contains unbound non-local variables.

`maximumFor :: (a → Success) → (a → Float) → a`

Computes the maximum with respect to a given constraint. `(maximumFor g f)` evaluates to `x` if `(g x)` is satisfied and `(f x)` is maximal. The evaluation fails if such a maximal value does not exist. The evaluation suspends if it contains unbound non-local variables.

`maximize :: (a → Success) → (a → Float) → a → Success`

Maximization constraint. `(maximize g f x)` is satisfied if `(g x)` is satisfied and `(f x)` is maximal. The evaluation suspends if it contains unbound non-local variables.

A.2.6 Library CLPB

This library provides a Boolean Constraint Solver based on BDDs.

Exported types:

`data Boolean`

Exported constructors:

Exported functions:

`true :: Boolean`

The always satisfied constraint

`false :: Boolean`

The never satisfied constraint

`neg :: Boolean → Boolean`

Result is true iff argument is false.

`(.&&) :: Boolean → Boolean → Boolean`

Result is true iff both arguments are true.

`(.||) :: Boolean → Boolean → Boolean`

Result is true iff at least one argument is true.

`(./=) :: Boolean → Boolean → Boolean`

Result is true iff exactly one argument is true.

`(.==) :: Boolean → Boolean → Boolean`

Result is true iff both arguments are equal.

`(.<=) :: Boolean → Boolean → Boolean`

Result is true iff the first argument implies the second.

`(.>=) :: Boolean → Boolean → Boolean`

Result is true iff the second argument implies the first.

`(.<) :: Boolean → Boolean → Boolean`

Result is true iff the first argument is false and the second is true.

`(.>) :: Boolean → Boolean → Boolean`

Result is true iff the first argument is true and the second is false.

`count :: [Boolean] → [Int] → Boolean`

Result is true iff the count of valid constraints in the first list is an element of the second list.

`exists :: Boolean → Boolean → Boolean`

Result is true, if the first argument is a variable which can be instantiated such that the second argument is true.

satisfied :: Boolean → Success

Checks the consistency of the constraint with regard to the accumulated constraints, and, if the check succeeds, tells the constraint.

check :: Boolean → Bool

Asks whether the argument (or its negation) is now entailed by the accumulated constraints. Fails if it is not.

bound :: [Boolean] → Success

Instantiates given variables with regard to the accumulated constraints.

simplify :: Boolean → Boolean

Simplifies the argument with regard to the accumulated constraints.

evaluate :: Boolean → Bool

Evaluates the argument with regard to the accumulated constraints.

A.2.7 Library Combinatorial

A collection of common non-deterministic and/or combinatorial operations. Many operations are intended to operate on sets. The representation of these sets is not hidden; rather sets are represented as lists. Ideally these lists contains no duplicate elements and the order of their elements cannot be observed. In practice, these conditions are not enforced.

Exported functions:

permute :: [a] → [a]

Compute any permutation of a list. For example, [1,2,3,4] may give [1,3,4,2].

subset :: [a] → [a]

Compute any sublist of a list. The sublist contains some of the elements of the list in the same order. For example, [1,2,3,4] may give [1,3], and [1,2,3] gives [1,2,3], [1,2], [1,3], [1], [2,3], [2], [3], or [].

splitSet :: [a] → ([a], [a])

Split a list into any two sublists. For example, [1,2,3,4] may give ([1,3,4],[2]).

sizedSubset :: Int → [a] → [a]

Compute any sublist of fixed length of a list. Similar to **subset**, but the length of the result is fixed.

partition :: [a] → [[a]]

Compute any partition of a list. The output is a list of non-empty lists such that their concatenation is a permutation of the input list. No guarantee is made on the order of the arguments in the output. For example, [1,2,3,4] may give [[4],[2,3],[1]], and [1,2,3] gives [[1,2,3]], [[2,3],[1]], [[1,3],[2]], [[3],[1,2]], or [[3],[2],[1]].

A.2.8 Library CSV

Library for reading/writing files in CSV format. Files in CSV (comma separated values) format can be imported and exported by most spreadsheet and database applications.

Exported functions:

`writeCSVFile :: String → [[String]] → IO ()`

Writes a list of records (where each record is a list of strings) into a file in CSV format.

`showCSV :: [[String]] → String`

Shows a list of records (where each record is a list of strings) as a string in CSV format.

`readCSVFile :: String → IO [[String]]`

Reads a file in CSV format and returns the list of records (where each record is a list of strings).

`readCSVFileWithDelims :: String → String → IO [[String]]`

Reads a file in CSV format and returns the list of records (where each record is a list of strings).

`readCSV :: String → [[String]]`

Reads a string in CSV format and returns the list of records (where each record is a list of strings).

`readCSVWithDelims :: String → String → [[String]]`

Reads a string in CSV format and returns the list of records (where each record is a list of strings).

A.2.9 Library Database

Library for accessing and storing data in databases. It is based on the library `Dynamic` but ensures that all changes to the database are only performed inside a transaction. All functions in this library distinguishes between *queries* that access the database and *transactions* that manipulates data in the database. Transactions have a monadic structure. Both queries and transactions can be executed as I/O actions. However, arbitrary I/O actions cannot be embedded in transactions.

Exported types:

`data Query`

Abstract datatype to represent database queries.

Exported constructors:

`data TError`

The type of errors that might occur during a transaction.

Exported constructors:

- `TError :: TErrorKind → String → TError`

`data TErrorKind`

The various kinds of transaction errors.

Exported constructors:

- `KeyNotExistsError :: TErrorKind`
- `NoRelationshipError :: TErrorKind`
- `DuplicateKeyError :: TErrorKind`
- `KeyRequiredError :: TErrorKind`
- `UniqueError :: TErrorKind`
- `MinError :: TErrorKind`
- `MaxError :: TErrorKind`
- `UserDefinedError :: TErrorKind`
- `ExecutionError :: TErrorKind`

`data Transaction`

Abstract datatype for representing transactions.

Exported constructors:

Exported functions:

`queryAll :: (a → Dynamic) → Query [a]`

A database query that returns all answers to an abstraction on a dynamic expression.

`queryOne :: (a → Dynamic) → Query (Maybe a)`

A database query that returns a single answer to an abstraction on a dynamic expression. It returns `Nothing` if no answer exists.

`queryOneWithDefault :: a → (a → Dynamic) → Query a`

A database query that returns a single answer to an abstraction on a dynamic expression. It returns the first argument if no answer exists.

`queryJustOne :: (a → Dynamic) → Query a`

A database query that returns a single answer to an abstraction on a dynamic expression. It fails if no answer exists.

`dynamicExists :: Dynamic → Query Bool`

A database query that returns True if there exists the argument facts (without free variables!) and False, otherwise.

`transformQ :: (a → b) → Query a → Query b`

Transforms a database query from one result type to another according to a given mapping.

`runQ :: Query a → IO a`

Executes a database query on the current state of dynamic predicates. If other processes made changes to persistent predicates, these changes are read and made visible to the currently running program.

`showTError :: TError → String`

Transforms a transaction error into a string.

`addDB :: Dynamic → Transaction ()`

Adds new facts (without free variables!) about dynamic predicates. Conditional dynamics are added only if the condition holds.

`deletedDB :: Dynamic → Transaction ()`

Deletes facts (without free variables!) about dynamic predicates. Conditional dynamics are deleted only if the condition holds.

`getDB :: Query a → Transaction a`

Returns the result of a database query in a transaction.

`returnT :: a → Transaction a`

The empty transaction that directly returns its argument.

`doneT :: Transaction ()`

The empty transaction that returns nothing.

`errorT :: TError → Transaction a`

Abort a transaction with a specific transaction error.

`failT :: String → Transaction a`

Abort a transaction with a general error message.

`(|>>=) :: Transaction a → (a → Transaction b) → Transaction b`

Sequential composition of transactions.

`(|>>) :: Transaction a → Transaction b → Transaction b`

Sequential composition of transactions.

`sequenceT :: [Transaction a] → Transaction [a]`

Executes a sequence of transactions and collects all results in a list.

`sequenceT_ :: [Transaction a] → Transaction ()`

Executes a sequence of transactions and ignores the results.

`mapT :: (a → Transaction b) → [a] → Transaction [b]`

Maps a transaction function on a list of elements. The results of all transactions are collected in a list.

`mapT_ :: (a → Transaction b) → [a] → Transaction ()`

Maps a transaction function on a list of elements. The results of all transactions are ignored.

`runT :: Transaction a → IO (Either a TError)`

Executes a possibly composed transaction on the current state of dynamic predicates as a single transaction.

Before the transaction is executed, the access to all persistent predicates is locked (i.e., no other process can perform a transaction in parallel). After the successful transaction, the access is unlocked so that the updates performed in this transaction become persistent and visible to other processes. Otherwise (i.e., in case of a failure or abort of the transaction), the changes of the transaction to persistent predicates are ignored and `Nothing` is returned.

In general, a transaction should terminate and all failures inside a transaction should be handled (except for an explicit `failT` that leads to an abort of the transaction). If a transaction is externally interrupted (e.g., by killing the process), some locks might never be removed. However, they can be explicitly removed by deleting the corresponding lock files reported at startup time.

`runJustT :: Transaction a → IO a`

Executes a possibly composed transaction on the current state of dynamic predicates as a single transaction. Similarly to `runT` but a run-time error is raised if the execution of the transaction fails.

A.2.10 Library DaVinci

Binding for the daVinci graph visualization tool.

This library supports the visualization of graphs by the daVinci graph drawing tool⁹ through the following features:

- Graphs are displayed by the main functions `dvDisplay` or `dvDisplayInit`

- Graphs to be displayed are constructed by the functions:

`dvNewGraph`: takes a list of nodes to construct a graph

`dvSimpleNode`: a node without outgoing edges

`dvNodeWithEdges`: a node with a list of outgoing edges

`dvSimpleEdge`: an edge to a particular node

The constructors `dvSimpleNode`/`dvNodeWithEdges`/`dvSimpleEdge` have a graph identifier (type `DvId`) as a first argument. This identifier is a free variable (since type `DvId` is abstract) and can be used in other functions to refer to this node or edge.

- The constructor functions for graph entities take an event handler (of type `"DvWindow -> Success"`) as the last argument. This event handler is executed whenever the user clicks on the corresponding graph entity.
- There are a number of predefined event handlers to manipulate existing graphs (see functions `dvSetNodeColor`, `dvAddNode`, `dvSetEdgeColor`, `dvAddEdge`, `dvDelEdge`, `dvSetClickHandler`). `dvEmptyH` is the "empty handler" which does nothing.

For a correct installation of this library, the constant `"dvStartCmd"` defined below must be correctly set to start your local installation of DaVinci.

Exported types:

```
type DvWindow = Port DvScheduleMsg
```

```
data DvId
```

The abstract datatype for identifying nodes in a graph. Used by the various functions to create and manipulate graphs.

Exported constructors:

- `DvId :: String → DvId`

```
data DvGraph
```

The abstract datatype for graphs represented by daVinci. Such graphs are constructed from a list of nodes by the function `dvNewGraph`.

⁹<http://www.tzi.de/daVinci/>

Exported constructors:

- `DvGraph :: [DvNode] → DvGraph`

`data DvNode`

The abstract datatype for nodes in a graph represented by daVinci. Nodes are constructed by the functions `dvSimpleNode` and `dvNodeWithEdges`.

Exported constructors:

- `DvNode :: DvId → String → [DvAttribute] → [DvEdge] → [DvEventH] → DvNode`

`data DvEdge`

The abstract datatype for edges in a graph represented by daVinci. Edges are constructed by the function `dvSimpleEdge`.

Exported constructors:

- `DvEdge :: DvId → String → [DvAttribute] → DvNode → [DvEventH] → DvEdge`

`data DvScheduleMsg`

The abstract datatype for communicating with the daVinci visualization tool. The constructors of this datatype are not important since all communications are wrapped in this library. The only relevant point is that `Port DvScheduleMsg -> Success` is the type of an event handler that can manipulate a graph visualized by daVinci (see `dvSetNodeColor`, `dvAddNode` etc).

Exported constructors:

Exported functions:

`dvDisplay :: DvGraph → IO ()`

Displays a graph with daVinci and run the scheduler for handling events.

`dvDisplayInit :: DvGraph → (Port DvScheduleMsg → Success) → IO ()`

Displays a graph with daVinci and run the scheduler for handling events after performing some initialization events.

`dvNewGraph :: [DvNode] → DvGraph`

Constructs a new graph from a list of nodes.

`dvSimpleNode :: DvId → String → (Port DvScheduleMsg → Success) → DvNode`

A node without outgoing edges.

`dvNodeWithEdges :: DvId → String → [DvEdge] → (Port DvScheduleMsg → Success) → DvNode`

A node with a list of outgoing edges.

`dvSimpleEdge :: DvId → DvId → (Port DvScheduleMsg → Success) → DvEdge`

An edge to a particular node.

`dvSetNodeColor :: DvId → String → Port DvScheduleMsg → Success`

An event handler that sets the color (second argument) of a node.

`dvAddNode :: DvId → String → (Port DvScheduleMsg → Success) → Port DvScheduleMsg → Success`

An event handler that adds a new node to the graph.

`dvSetEdgeColor :: DvId → String → Port DvScheduleMsg → Success`

An event handler that sets the color (second argument) of an edge.

`dvAddEdge :: DvId → DvId → DvId → (Port DvScheduleMsg → Success) → Port DvScheduleMsg → Success`

An event handler that adds a new edge to the graph.

`dvDelEdge :: DvId → Port DvScheduleMsg → Success`

An event handler that deletes an existing edge from the graph.

`dvSetClickHandler :: DvId → (Port DvScheduleMsg → Success) → Port DvScheduleMsg → Success`

An event handler that changes the event handler of a node or edge.

`dvEmptyH :: Port DvScheduleMsg → Success`

The "empty" event handler.

A.2.11 Library Directory

Library for accessing the directory structure of the underlying operating system.

Exported functions:

`doesFileExist :: String → IO Bool`

Returns true if the argument is the name of an existing file.

`doesDirectoryExist :: String → IO Bool`

Returns true if the argument is the name of an existing directory.

`fileSize :: String → IO Int`

Returns the size of the file.

`getModificationTime :: String → IO ClockTime`

Returns the modification time of the file.

`getCurrentDirectory :: IO String`

Returns the current working directory.

`getDirectoryContents :: String → IO [String]`

Returns the list of all entries in a directory.

`createDirectory :: String → IO ()`

Creates a new directory with the given name.

A.2.12 Library Dynamic

Library for dynamic predicates. This paper¹⁰ contains a description of the basic ideas behind this library.

Currently, it is still experimental so that its interface might be slightly changed in the future.

A dynamic predicate `p` with arguments of type `t1, ..., tn` must be declared by:

```
p :: t1 -> ... -> tn -> Dynamic
```

```
p = dynamic
```

A dynamic predicate where all facts should be persistently stored in the directory `DIR` must be declared by:

```
p :: t1 -> ... -> tn -> Dynamic
```

```
p = persistent "file:DIR"
```

Exported types:

```
data Dynamic
```

The general type of dynamic predicates.

Exported constructors:

- `Dynamic :: DynSpec → Dynamic`

¹⁰<http://www.informatik.uni-kiel.de/~mh/papers/JFLP04.dyn.html>

Exported functions:

`dynamic :: a`

`dynamic` is only used for the declaration of a dynamic predicate and should not be used elsewhere.

`persistent :: String → a`

`persistent` is only used for the declaration of a persistent dynamic predicate and should not be used elsewhere.

`(<>) :: Dynamic → Dynamic → Dynamic`

Combine two dynamics.

`(|>) :: Dynamic → Bool → Dynamic`

Restrict a dynamic with a condition.

`(|&>) :: Dynamic → Success → Dynamic`

Restrict a dynamic with a constraint.

`assert :: Dynamic → IO ()`

Asserts new facts (without free variables!) about dynamic predicates. Conditional dynamics are asserted only if the condition holds.

`retract :: Dynamic → IO Bool`

Deletes facts (without free variables!) about dynamic predicates. Conditional dynamics are retracted only if the condition holds. Returns True if all facts to be retracted exist, otherwise False is returned.

`getKnowledge :: IO (Dynamic → Success)`

Returns the knowledge at a particular point of time about dynamic predicates. If other processes made changes to persistent predicates, these changes are read and made visible to the currently running program.

`getDynamicSolutions :: (a → Dynamic) → IO [a]`

Returns all answers to an abstraction on a dynamic expression. If other processes made changes to persistent predicates, these changes are read and made visible to the currently running program.

`getDynamicSolution :: (a → Dynamic) → IO (Maybe a)`

Returns an answer to an abstraction on a dynamic expression. Returns Nothing if no answer exists. If other processes made changes to persistent predicates, these changes are read and made visible to the currently running program.

`isKnown :: Dynamic → IO Bool`

Returns True if there exists the argument facts (without free variables!) and False, otherwise.

`transaction :: IO a → IO (Maybe a)`

Perform an action (usually containing updates of various dynamic predicates) as a single transaction. This is the preferred way to execute any changes to persistent dynamic predicates if there might be more than one process that may modify the definition of such predicates in parallel.

Before the transaction is executed, the access to all persistent predicates is locked (i.e., no other process can perform a transaction in parallel). After the successful transaction, the access is unlocked so that the updates performed in this transaction become persistent and visible to other processes. Otherwise (i.e., in case of a failure or abort of the transaction), the changes of the transaction to persistent predicates are ignored and Nothing is returned.

In general, a transaction should terminate and all failures inside a transaction should be handled (except for `abortTransaction`). If a transaction is externally interrupted (e.g., by killing the process), some locks might never be removed. However, they can be explicitly removed by deleting the corresponding lock files reported at startup time.

Nested transactions are not supported and lead to a failure.

`abortTransaction :: IO a`

Aborts the current transaction. If a transaction is aborted, the remaining actions of the transaction are not executed and all changes to **persistent** dynamic predicates made in this transaction are ignored.

`abortTransaction` should only be used in a transaction. Although the execution of `abortTransaction` always fails (basically, it writes an abort record in log files, unlock them and then fails), the failure is handled inside `transaction`.

A.2.13 Library FileGoodies

A collection of useful operations when dealing with files.

Exported functions:

`separatorChar :: Char`

The character for separating hierarchies in file names. On UNIX systems the value is `'/'`.

`pathSeparatorChar :: Char`

The character for separating names in path expressions. On UNIX systems the value is `':'`.

`suffixSeparatorChar :: Char`

The character for separating suffixes in file names. On UNIX systems the value is '.'.

`isAbsolute :: String → Bool`

Is the argument an absolute name?

`dirName :: String → String`

Extracts the directory prefix of a given (Unix) file name. Returns "." if there is no prefix.

`baseName :: String → String`

Extracts the base name without directory prefix of a given (Unix) file name.

`splitDirectoryBaseName :: String → (String,String)`

Splits a (Unix) file name into the directory prefix and the base name. The directory prefix is "." if there is no real prefix in the name.

`stripSuffix :: String → String`

Strips a suffix (the last suffix starting with a dot) from a file name.

`fileSuffix :: String → String`

Yields the suffix (the last suffix starting with a dot) from given file name.

`splitBaseName :: String → (String,String)`

Splits a file name into prefix and suffix (the last suffix starting with a dot and the rest).

`splitPath :: String → [String]`

Splits a path string into list of directory names.

`findFileInPath :: String → [String] → [String] → IO (Maybe String)`

Included for backward compatibility. Use `lookupFileInPath` instead!

`lookupFileInPath :: String → [String] → [String] → IO (Maybe String)`

Looks up the first file with a possible suffix in a list of directories. Returns `Nothing` if such a file does not exist.

`getFileInPath :: String → [String] → [String] → IO String`

Gets the first file with a possible suffix in a list of directories. An error message is delivered if there is no such file.

A.2.14 Library Float

A collection of operations on floating point numbers.

Exported functions:

`(+.) :: Float → Float → Float`

Addition on floats.

`(-.) :: Float → Float → Float`

Subtraction on floats.

`(*.) :: Float → Float → Float`

Multiplication on floats.

`(/.) :: Float → Float → Float`

Division on floats.

`i2f :: Int → Float`

Conversion function from integers to floats.

`truncate :: Float → Int`

Conversion function from floats to integers. The result is the closest integer between the argument and 0.

`round :: Float → Int`

Conversion function from floats to integers. The result is the nearest integer to the argument. If the argument is equidistant between two integers, it is rounded to the closest even integer value.

`sqrt :: Float → Float`

Square root.

`log :: Float → Float`

Natural logarithm.

`exp :: Float → Float`

Natural exponent.

`sin :: Float → Float`

Sine.

`cos :: Float → Float`

Cosine.

`tan :: Float → Float`

Tangent.

`atan :: Float → Float`

Arc tangent.

A.2.15 Library Global

Library for handling global entities. A global entity has a name declared in the program. Its value can be accessed and modified by IO actions. Furthermore, global entities can be declared as persistent so that their values are stored across different program executions.

Currently, it is still experimental so that its interface might be slightly changed in the future.

A global entity `g` with an initial value `v` of type `t` must be declared by:

```
g :: Global t
g = global v spec
```

Here, the type `t` must not contain type variables and `spec` specifies the storage mechanism for the global entity (see type `GlobalSpec`).

Exported types:

`data Global`

The general type of dynamic predicates.

Exported constructors:

`data GlobalSpec`

The storage mechanism for the global entity.

Exported constructors:

- `Temporary :: GlobalSpec`

`Temporary` - the global value exists only during a single execution of a program

- `Persistent :: String → GlobalSpec`

`Persistent f` - the global value is stored persistently in file `f` (which is created and initialized if it does not exist)

Exported functions:

```
global :: a → GlobalSpec → Global a
```

`global` is only used for the declaration of a global value and should not be used elsewhere. In the future, it might become a keyword.

```
readGlobal :: Global a → IO a
```

Reads the current value of a global.

```
writeGlobal :: Global a → a → IO ()
```

Updates the value of a global. The value is evaluated to a ground constructor term before it is updated.

A.2.16 Library GUI

Library for GUI programming in Curry (based on Tcl/Tk). This paper¹¹ contains a description of the basic ideas behind this library.

This library is an improved and updated version of the library Tk. The latter might not be supported in the future.

Exported types:

`data GuiPort`

The port to a GUI is just the stream connection to a GUI where Tcl/Tk communication is done.

Exported constructors:

- `GuiPort :: Handle → GuiPort`

`data Widget`

The type of possible widgets in a GUI.

Exported constructors:

- `PlainButton :: [ConfItem] → Widget`
PlainButton - a button in a GUI whose event handler is activated if the user presses the button
- `Canvas :: [ConfItem] → Widget`
Canvas - a canvas to draw pictures containing CanvasItems
- `CheckBox :: [ConfItem] → Widget`
CheckBox - a check button: it has value "0" if it is unchecked and value "1" if it is checked
- `Entry :: [ConfItem] → Widget`
Entry - an entry widget for entering single lines
- `Label :: [ConfItem] → Widget`
Label - a label for showing a text
- `ListBox :: [ConfItem] → Widget`
ListBox - a widget containing a list of items for selection
- `Message :: [ConfItem] → Widget`
Message - a message for showing simple string values

¹¹<http://www.informatik.uni-kiel.de/~mh/papers/PADL00.html>

- `MenuButton :: [ConfItem] → Widget`
`MenuButton` - a button with a pull-down menu
- `Scale :: Int → Int → [ConfItem] → Widget`
`Scale` - a scale widget to input values by a slider
- `ScrollH :: WidgetRef → [ConfItem] → Widget`
`ScrollH` - a horizontal scroll bar
- `ScrollV :: WidgetRef → [ConfItem] → Widget`
`ScrollV` - a vertical scroll bar
- `TextEdit :: [ConfItem] → Widget`
`TextEdit` - a text editor widget to show and manipulate larger text paragraphs
- `Row :: [ConfCollection] → [Widget] → Widget`
`Row` - a horizontal alignment of widgets
- `Col :: [ConfCollection] → [Widget] → Widget`
`Col` - a vertical alignment of widgets
- `Matrix :: [ConfCollection] → [[Widget]] → Widget`
`Matrix` - a 2-dimensional (matrix) alignment of widgets

`data ConfItem`

The data type for possible configurations of a widget.

Exported constructors:

- `Active :: Bool → ConfItem`
`Active` - define the active state for buttons, entries, etc.
- `Anchor :: String → ConfItem`
`Anchor` - alignment of information inside a widget where the argument must be: n, ne, e, se, s, sw, w, nw, or center
- `Background :: String → ConfItem`
`Background` - the background color
- `Foreground :: String → ConfItem`
`Foreground` - the foreground color
- `Handler :: Event → (GuiPort → IO [ReconfigureItem]) → ConfItem`
`Handler` - an event handler associated to a widget. The event handler returns a list of widget ref/configuration pairs that are applied after the handler in order to configure GUI widgets

- `Height :: Int → ConfItem`
`Height` - the height of a widget (chars for text, pixels for graphics)
- `CheckInit :: String → ConfItem`
`CheckInit` - initial value for checkbuttons
- `CanvasItems :: [CanvasItem] → ConfItem`
`CanvasItems` - list of items contained in a canvas
- `List :: [String] → ConfItem`
`List` - list of values shown in a listbox
- `Menu :: [MenuItem] → ConfItem`
`Menu` - the items of a menu button
- `WRef :: WidgetRef → ConfItem`
`WRef` - a reference to this widget
- `Text :: String → ConfItem`
`Text` - an initial text contents
- `Width :: Int → ConfItem`
`Width` - the width of a widget (chars for text, pixels for graphics)
- `Fill :: ConfItem`
`Fill` - fill widget in both directions
- `FillX :: ConfItem`
`FillX` - fill widget in horizontal direction
- `FillY :: ConfItem`
`FillY` - fill widget in vertical direction
- `TclOption :: String → ConfItem`
`TclOption` - further options in Tcl syntax (unsafe!)

`data ReconfigureItem`

Data type for describing configurations that are applied to a widget or GUI by some event handler.

Exported constructors:

- `WidgetConf :: WidgetRef → ConfItem → ReconfigureItem`
`WidgetConf wref conf` - reconfigure the widget referred by `wref` with configuration item `conf`

- `StreamHandler :: Handle → (Handle → GuiPort → IO [ReconfigureItem]) → ReconfigureItem`

`StreamHandler hdl handler` - add a new handler to the GUI that processes inputs on an input stream referred by `hdl`

- `RemoveStreamHandler :: Handle → ReconfigureItem`

`RemoveStreamHandler hdl` - remove a handler for an input stream referred by `hdl` from the GUI (usually used to remove handlers for closed streams)

`data Event`

The data type of possible events on which handlers can react. This list is still incomplete and might be extended or restructured in future releases of this library.

Exported constructors:

- `DefaultEvent :: Event`

`DefaultEvent` - the default event of the widget

- `MouseButton1 :: Event`

`MouseButton1` - left mouse button pressed

- `MouseButton2 :: Event`

`MouseButton2` - middle mouse button pressed

- `MouseButton3 :: Event`

`MouseButton3` - right mouse button pressed

- `KeyPress :: Event`

`KeyPress` - any key is pressed

- `Return :: Event`

`Return` - return key is pressed

`data ConfCollection`

The data type for possible configurations of widget collections (e.g., columns, rows).

Exported constructors:

- `CenterAlign :: ConfCollection`

`CenterAlign` - centered alignment

- `LeftAlign :: ConfCollection`

`LeftAlign` - left alignment

- `RightAlign :: ConfCollection`
`RightAlign` - right alignment
- `TopAlign :: ConfCollection`
`TopAlign` - top alignment
- `BottomAlign :: ConfCollection`
`BottomAlign` - bottom alignment

`data MenuItem`

The data type for specifying items in a menu.

Exported constructors:

- `MButton :: (GuiPort → IO [ReconfigureItem]) → String → MenuItem`
`MButton` - a button with an associated command and a label string
- `MSeparator :: MenuItem`
`MSeparator` - a separator between menu entries
- `MMenuButton :: String → [MenuItem] → MenuItem`
`MMenuButton` - a submenu with a label string

`data CanvasItem`

The data type of items in a canvas. The last argument are further options in Tcl/Tk (for testing).

Exported constructors:

- `CLine :: [(Int,Int)] → String → CanvasItem`
- `CPolygon :: [(Int,Int)] → String → CanvasItem`
- `CRectangle :: (Int,Int) → (Int,Int) → String → CanvasItem`
- `COval :: (Int,Int) → (Int,Int) → String → CanvasItem`
- `CText :: (Int,Int) → String → String → CanvasItem`

`data WidgetRef`

The (hidden) data type of references to a widget in a GUI window. Note that the constructor `WRefLabel` will not be exported so that values can only be created inside this module.

Exported constructors:

`data Style`

The data type of possible text styles.

Exported constructors:

- `Bold :: Style`
Bold - text in bold font
- `Italic :: Style`
Italic - text in italic font
- `Underline :: Style`
Underline - underline text
- `Fg :: Color → Style`
Fg - foreground color, i.e., color of the text font
- `Bg :: Color → Style`
Bg - background color of the text

`data Color`

The data type of possible colors.

Exported constructors:

- `Black :: Color`
- `Blue :: Color`
- `Brown :: Color`
- `Cyan :: Color`
- `Gold :: Color`
- `Gray :: Color`
- `Green :: Color`
- `Magenta :: Color`
- `Navy :: Color`
- `Orange :: Color`
- `Pink :: Color`
- `Purple :: Color`

- Red :: Color
- Tomato :: Color
- Turquoise :: Color
- Violet :: Color
- White :: Color
- Yellow :: Color

Exported functions:

`row :: [Widget] → Widget`

Horizontal alignment of widgets.

`col :: [Widget] → Widget`

Vertical alignment of widgets.

`matrix :: [[Widget]] → Widget`

Matrix alignment of widgets.

`debugTcl :: Widget → IO ()`

Prints the generated Tcl commands of a main widget (useful for debugging).

`runPassiveGUI :: String → Widget → IO GuiPort`

IO action to show a Widget in a new GUI window in passive mode, i.e., ignore all GUI events.

`runGUI :: String → Widget → IO ()`

IO action to run a Widget in a new window.

`runGUIwithParams :: String → String → Widget → IO ()`

IO action to run a Widget in a new window.

`runInitGUI :: String → Widget → (GuiPort → IO ()) → IO ()`

IO action to run a Widget in a new window. The GUI events are processed after executing an initial action on the GUI.

`runInitGUIwithParams :: String → String → Widget → (GuiPort → IO ()) → IO ()`

IO action to run a Widget in a new window. The GUI events are processed after executing an initial action on the GUI.

`runControlledGUI :: String → (Widget, a → GuiPort → IO ()) → [a] → IO ()`

Runs a Widget in a new GUI window and process GUI events. In addition, an event handler is provided that process messages received from an external message stream. This operation is useful to run a GUI that should react on user events as well as messages sent to an external port.

```
runConfigControlledGUI :: String → (Widget,a → GuiPort → IO [ReconfigureItem])
→ [a] → IO ()
```

Runs a Widget in a new GUI window and process GUI events. In addition, an event handler is provided that process messages received from an external message stream. This operation is useful to run a GUI that should react on user events as well as messages sent to an external port.

```
runInitControlledGUI :: String → (Widget,a → GuiPort → IO ()) → (GuiPort → IO
()) → [a] → IO ()
```

Runs a Widget in a new GUI window and process GUI events after executing an initial action on the GUI window. In addition, an event handler is provided that process messages received from an external message stream. This operation is useful to run a GUI that should react on user events as well as messages sent to an external port.

```
runHandlesControlledGUI :: String → (Widget,[Handle → GuiPort → IO (()) →
[Handle] → IO ())
```

Runs a Widget in a new GUI window and process GUI events. In addition, a list of event handlers is provided that process inputs received from a corresponding list of handles to input streams. Thus, if the i-th handle has some data available, the i-th event handler is executed with the i-th handle as a parameter. This operation is useful to run a GUI that should react on inputs provided by other processes, e.g., via sockets.

```
runInitHandlesControlledGUI :: String → (Widget,[Handle → GuiPort → IO (()) →
(GuiPort → IO (())) → [Handle] → IO (())
```

Runs a Widget in a new GUI window and process GUI events after executing an initial action on the GUI window. In addition, a list of event handlers is provided that process inputs received from a corresponding list of handles to input streams. Thus, if the i-th handle has some data available, the i-th event handler is executed with the i-th handle as a parameter. This operation is useful to run a GUI that should react on inputs provided by other processes, e.g., via sockets.

```
setConfig :: WidgetRef → ConfItem → GuiPort → IO ()
```

Changes the current configuration of a widget (deprecated operation, only included for backward compatibility). Warning: does not work for Command options!

```
exitGUI :: GuiPort → IO ()
```

An event handler for terminating the GUI.

```
getValue :: WidgetRef → GuiPort → IO String
```

Gets the (String) value of a variable in a GUI.

```
setValue :: WidgetRef → String → GuiPort → IO ()
```

Sets the (String) value of a variable in a GUI.

```
updateValue :: (String → String) → WidgetRef → GuiPort → IO ()
```

Updates the (String) value of a variable w.r.t. to an update function.

```
appendValue :: WidgetRef → String → GuiPort → IO ()
```

Appends a String value to the contents of a TextEdit widget and adjust the view to the end of the TextEdit widget.

```
appendStyledValue :: WidgetRef → String → [Style] → GuiPort → IO ()
```

Appends a String value with style tags to the contents of a TextEdit widget and adjust the view to the end of the TextEdit widget. Different styles can be combined, e.g., to get bold blue text on a red background. If **Bold**, *Italic* and Underline are combined, currently all but one of these are ignored. This is an experimental function and might be changed in the future.

```
addRegionStyle :: WidgetRef → (Int,Int) → (Int,Int) → Style → GuiPort → IO ()
```

Adds a style value in a region of a TextEdit widget. The region is specified a start and end position similarly to `getCursorPosition`. Different styles can be combined, e.g., to get bold blue text on a red background. If **Bold**, *Italic* and Underline are combined, currently all but one of these are ignored. This is an experimental function and might be changed in the future.

```
removeRegionStyle :: WidgetRef → (Int,Int) → (Int,Int) → Style → GuiPort → IO ()
```

Removes a style value in a region of a TextEdit widget. The region is specified a start and end position similarly to `getCursorPosition`. This is an experimental function and might be changed in the future.

```
getCursorPosition :: WidgetRef → GuiPort → IO (Int,Int)
```

Get the position (line,column) of the insertion cursor in a TextEdit widget. Lines are numbered from 1 and columns are numbered from 0.

```
seeText :: WidgetRef → (Int,Int) → GuiPort → IO ()
```

Adjust the view of a TextEdit widget so that the specified line/column character is visible. Lines are numbered from 1 and columns are numbered from 0.

```
focusInput :: WidgetRef → GuiPort → IO ()
```

Sets the input focus of this GUI to the widget referred by the first argument. This is useful for automatically selecting input entries in an application.

`addCanvas :: WidgetRef → [CanvasItem] → GuiPort → IO ()`

Adds a list of canvas items to a canvas referred by the first argument.

`popup_message :: String → IO ()`

A simple popup message.

`Cmd :: (GuiPort → IO ()) → ConfItem`

A simple event handler that can be associated to a widget. The event handler takes a GUI port as parameter in order to read or write values from/into the GUI.

`Command :: (GuiPort → IO [ReconfigureItem]) → ConfItem`

An event handler that can be associated to a widget. The event handler takes a GUI port as parameter (in order to read or write values from/into the GUI) and returns a list of widget reference/configuration pairs which is applied after the handler in order to configure some GUI widgets.

`Button :: (GuiPort → IO ()) → [ConfItem] → Widget`

A button with an associated event handler which is activated if the button is pressed.

`ConfigButton :: (GuiPort → IO [ReconfigureItem]) → [ConfItem] → Widget`

A button with an associated event handler which is activated if the button is pressed. The event handler is a configuration handler (see `Command`) that allows the configuration of some widgets.

`TextEditScroll :: [ConfItem] → Widget`

A text edit widget with vertical and horizontal scrollbars. The argument contains the configuration options for the text edit widget.

`ListBoxScroll :: [ConfItem] → Widget`

A list box widget with vertical and horizontal scrollbars. The argument contains the configuration options for the list box widget.

`CanvasScroll :: [ConfItem] → Widget`

A canvas widget with vertical and horizontal scrollbars. The argument contains the configuration options for the text edit widget.

`EntryScroll :: [ConfItem] → Widget`

An entry widget with a horizontal scrollbar. The argument contains the configuration options for the entry widget.

`getOpenFile :: IO String`

Pops up a GUI for selecting an existing file. The file with its full path name will be returned (or `""` if the user cancels the selection).

`getOpenFileWithTypes :: [(String,String)] → IO String`

Pops up a GUI for selecting an existing file. The parameter is a list of pairs of file types that could be selected. A file type pair consists of a name and an extension for that file type. The file with its full path name will be returned (or "" if the user cancels the selection).

`getSaveFile :: IO String`

Pops up a GUI for choosing a file to save some data. If the user chooses an existing file, she/he will be asked to confirm to overwrite it. The file with its full path name will be returned (or "" if the user cancels the selection).

`getSaveFileWithTypes :: [(String,String)] → IO String`

Pops up a GUI for choosing a file to save some data. The parameter is a list of pairs of file types that could be selected. A file type pair consists of a name and an extension for that file type. If the user chooses an existing file, she/he will be asked to confirm to overwrite it. The file with its full path name will be returned (or "" if the user cancels the selection).

`chooseColor :: IO String`

Pops up a GUI dialog box to select a color. The name of the color will be returned (or "" if the user cancels the selection).

A.2.17 Library Integer

A collection of common operations on integer numbers. Most operations make no assumption on the precision of integers. Operation *bitNot* is necessarily an exception.

Exported functions:

`pow :: Int → Int → Int`

The value of *pow a b* is *a* raised to the power of *b*. Fails if *b* < 0. Executes in $O(\log b)$ steps.

`ilog :: Int → Int`

The value of *ilog n* is the floor of the logarithm in the base 10 of *n*. Fails if *n* ≤ 0. For positive integers, the returned value is 1 less the number of digits in the decimal representation of *n*.

`isqrt :: Int → Int`

The value of *isqrt n* is the floor of the square root of *n*. Fails if *n* < 0. Executes in $O(\log n)$ steps, but there must be a better way.

`factorial :: Int → Int`

The value of *factorial* n is the factorial of n . Fails if $n < 0$.

`binomial :: Int → Int → Int`

The value of *binomial* n m is $n*(n-1)*...*(n-m+1)/m*(m-1)*...1$ Fails if $m \leq 0$ or $n < m$.

`abs :: Int → Int`

The value of *abs* n is the absolute value of n .

`max3 :: a → a → a → a`

Returns the maximum of the three arguments.

`min3 :: a → a → a → a`

Returns the minimum of the three arguments.

`maxlist :: [a] → a`

Returns the maximum of a list of integer values. Fails if the list is empty.

`minlist :: [a] → a`

Returns the minimum of a list of integer values. Fails if the list is empty.

`bitTrunc :: Int → Int → Int`

The value of *bitTrunc* n m is the value of the n least significant bits of m .

`bitAnd :: Int → Int → Int`

Returns the bitwise AND of the two arguments.

`bitOr :: Int → Int → Int`

Returns the bitwise inclusive OR of the two arguments.

`bitNot :: Int → Int`

Returns the bitwise NOT of the argument. Since integers have unlimited precision, only the 32 least significant bits are computed.

`bitXor :: Int → Int → Int`

Returns the bitwise exclusive OR of the two arguments.

`even :: Int → Bool`

Returns whether an integer is even

`odd :: Int → Bool`

Returns whether an integer is odd

A.2.18 Library IO

Library for IO operations like reading and writing files that are not already contained in the prelude.

Exported types:

`data Handle`

The abstract type of a handle for a stream.

Exported constructors:

`data IOMode`

The modes for opening a file.

Exported constructors:

- `ReadMode :: IOMode`
- `WriteMode :: IOMode`
- `AppendMode :: IOMode`

`data SeekMode`

The modes for positioning with `hSeek` in a file.

Exported constructors:

- `AbsoluteSeek :: SeekMode`
- `RelativeSeek :: SeekMode`
- `SeekFromEnd :: SeekMode`

Exported functions:

`stdin :: Handle`

Standard input stream.

`stdout :: Handle`

Standard output stream.

`stderr :: Handle`

Standard error stream.

`openFile :: String → IOMode → IO Handle`

Opens a file in specified mode and returns a handle to it.

`hClose :: Handle → IO ()`

Closes a file handle and flushes the buffer in case of output file.

`hFlush :: Handle → IO ()`

Flushes the buffer associated to handle in case of output file.

`hIsEOF :: Handle → IO Bool`

Is handle at end of file?

`isEOF :: IO Bool`

Is standard input at end of file?

`hSeek :: Handle → SeekMode → Int → IO ()`

Set the position of a handle to a seekable stream (e.g., a file). If the second argument is `AbsoluteSeek`, `SeekFromEnd`, or `RelativeSeek`, the position is set relative to the beginning of the file, to the end of the file, or to the current position, respectively.

`hWaitForInput :: Handle → Int → IO Bool`

Waits until input is available on the given handle. If no input is available within `t` milliseconds, it returns `False`, otherwise it returns `True`.

`hWaitForInputs :: [Handle] → Int → IO Int`

Waits until input is available on some of the given handles. If no input is available within `t` milliseconds, it returns `-1`, otherwise it returns the index of the corresponding handle with the available data.

`hWaitForInputOrMsg :: Handle → [a] → IO (Either Handle [a])`

Waits until input is available on a given handles or a message in the message stream. Usually, the message stream comes from an external port. Thus, this operation implements a committed choice over receiving input from an IO handle or an external port.

Note that the implementation of this operation works only with Sicstus-Prolog 3.8.5 or higher (due to a bug in previous versions of Sicstus-Prolog).

`hWaitForInputsOrMsg :: [Handle] → [a] → IO (Either Int [a])`

Waits until input is available on some of the given handles or a message in the message stream. Usually, the message stream comes from an external port. Thus, this operation implements a committed choice over receiving input from IO handles or an external port.

Note that the implementation of this operation works only with Sicstus-Prolog 3.8.5 or higher (due to a bug in previous versions of Sicstus-Prolog).

`hReady :: Handle → IO Bool`

Checks whether an input is available on a given handle.

`hGetChar :: Handle → IO Char`

Reads a character from an input handle and returns it.

`hGetLine :: Handle → IO String`

Reads a line from an input handle and returns it.

`hGetContents :: Handle → IO String`

Reads the complete contents from an input handle and closes the input handle before returning the contents.

`getContents :: IO String`

Reads the complete contents from the standard input stream until EOF.

`hPutChar :: Handle → Char → IO ()`

Puts a character to an output handle.

`hPutStr :: Handle → String → IO ()`

Puts a string to an output handle.

`hPutStrLn :: Handle → String → IO ()`

Puts a string with a newline to an output handle.

`hPrint :: Handle → a → IO ()`

Converts a term into a string and puts it to an output handle.

`hIsReadable :: Handle → IO Bool`

Is the handle readable?

`hIsWritable :: Handle → IO Bool`

Is the handle writable?

A.2.19 Library IOExts

Library with some useful extensions to the IO monad.

Exported types:

`data IORef`

Mutable variables containing values of some type. The values are not evaluated when they are assigned to an IORef.

Exported constructors:

- `IORef :: a → IORef a`

Exported functions:

`execCmd :: String → IO (Handle,Handle,Handle)`

Executes a command with a new default shell process. The standard I/O streams of the new process (`stdin,stdout,stderr`) are returned as handles so that they can be explicitly manipulated. They should be closed with `IO.hClose` since they are not closed automatically when the process terminates.

`connectToCommand :: String → IO Handle`

Executes a command with a new default shell process. The input and output streams of the new process is returned as one handle which is both readable and writable. Thus, writing to the handle produces input to the process and output from the process can be retrieved by reading from this handle. The handle should be closed with `IO.hClose` since they are not closed automatically when the process terminates.

`readCompleteFile :: String → IO String`

An action that reads the complete contents of a file and returns it. This action can be used instead of the (lazy) `readFile` action if the contents of the file might be changed.

`updateFile :: (String → String) → String → IO ()`

An action that updates the contents of a file.

`exclusiveIO :: String → IO a → IO a`

Forces the exclusive execution of an action via a lock file. For instance, (`exclusiveIO "myaction.lock" act`) ensures that the action "act" is not executed by two processes on the same system at the same time.

`setAssoc :: String → String → IO ()`

Defines a global association between two strings. Both arguments must be evaluable to ground terms before applying this operation.

`getAssoc :: String → IO (Maybe String)`

Gets the value associated to a string. Nothing is returned if there does not exist an associated value.

`newIORef :: a → IO (IORef a)`

Creates a new `IORef` with an initial values.

`readIORef :: IORef a → IO a`

Reads the current value of an `IORef`.

`writeIORef :: IORef a → a → IO ()`

Updates the value of an `IORef`.

A.2.20 Library JavaScript

A library to represent JavaScript programs.

Exported types:

data JSExp

Type of JavaScript expressions.

Exported constructors:

- `JSSString :: String → JSExp`
JSSString - string constant
- `JSInt :: Int → JSExp`
JSInt - integer constant
- `JSBool :: Bool → JSExp`
JSBool - Boolean constant
- `JSIVar :: Int → JSExp`
JSIVar - indexed variable
- `JSIArrayIdx :: Int → Int → JSExp`
JSIArrayIdx - array access to index array variable
- `JSOp :: String → JSExp → JSExp → JSExp`
JSOp - infix operator expression
- `JSFCall :: String → [JSExp] → JSExp`
JSFCall - function call
- `JSApply :: JSExp → JSExp → JSExp`
JSApply - function call where the function is an expression
- `JSLambda :: [Int] → [JSStat] → JSExp`
JSLambda - (anonymous) function with indexed variables as arguments

data JSStat

Type of JavaScript statements.

Exported constructors:

- `JSAssign :: JSExp → JSExp → JSStat`
JSAssign - assignment

- $\text{JSIf} :: \text{JSExp} \rightarrow [\text{JSStat}] \rightarrow [\text{JSStat}] \rightarrow \text{JSStat}$
JSIf - conditional
- $\text{JSSwitch} :: \text{JSExp} \rightarrow [\text{JSBranch}] \rightarrow \text{JSStat}$
JSSwitch - switch statement
- $\text{JSPCall} :: \text{String} \rightarrow [\text{JSExp}] \rightarrow \text{JSStat}$
JSPCall - procedure call
- $\text{JSReturn} :: \text{JSExp} \rightarrow \text{JSStat}$
JSReturn - return statement
- $\text{JSVarDecl} :: \text{Int} \rightarrow \text{JSStat}$
JSVarDecl - local variable declaration

data JSBranch

Exported constructors:

- $\text{JSCase} :: \text{String} \rightarrow [\text{JSStat}] \rightarrow \text{JSBranch}$
JSCase - case branch
- $\text{JSDefault} :: [\text{JSStat}] \rightarrow \text{JSBranch}$
JSDefault - default branch

data JSFDecl

Exported constructors:

- $\text{JSFDecl} :: \text{String} \rightarrow [\text{Int}] \rightarrow [\text{JSStat}] \rightarrow \text{JSFDecl}$

Exported functions:

$\text{showJSExp} :: \text{JSExp} \rightarrow \text{String}$

Shows a JavaScript expression as a string in JavaScript syntax.

$\text{showJSStat} :: \text{Int} \rightarrow \text{JSStat} \rightarrow \text{String}$

Shows a JavaScript statement as a string in JavaScript syntax with indenting.

$\text{showJSFDecl} :: \text{JSFDecl} \rightarrow \text{String}$

Shows a JavaScript function declaration as a string in JavaScript syntax.

$\text{jsConsTerm} :: \text{String} \rightarrow [\text{JSExp}] \rightarrow \text{JSExp}$

Representation of constructor terms in JavaScript.

A.2.21 Library KeyDatabase

This module provides a general interface for databases (persistent predicates) where each entry consists of a key and an info part. The key is an integer and the info is arbitrary. All functions are parameterized with a dynamic predicate that takes an integer key as a first parameter.

Exported functions:

`existsDBKey :: (Int → a → Dynamic) → Int → Query Bool`

Exists an entry with a given key in the database?

`allDBKeys :: (Int → a → Dynamic) → Query [Int]`

Query that returns all keys of entries in the database.

`allDBInfos :: (Int → a → Dynamic) → Query [a]`

Query that returns all infos of entries in the database.

`allDBKeyInfos :: (Int → a → Dynamic) → Query [(Int,a)]`

Query that returns all key/info pairs of the database.

`getDBInfo :: (Int → a → Dynamic) → Int → Query a`

Gets the information about an entry in the database.

`index :: a → [a] → Int`

compute the position of an entry in a list fail, if given entry is not an element.

`sortByIndex :: [(Int,a)] → [a]`

Sorts a given list by associated index .

`groupByIndex :: [(Int,a)] → [[a]]`

Sorts a given list by associated index and group for identical index. Empty lists are added for missing indexes

`getDBInfos :: (Int → a → Dynamic) → [Int] → Query [a]`

Gets the information about a list of entries in the database.

`deleteDBEntry :: (Int → a → Dynamic) → Int → Transaction ()`

Deletes an entry with a given key in the database.

`updateDBEntry :: (Int → a → Dynamic) → Int → a → Transaction ()`

Overwrites an existing entry in the database.

`newDBEntry :: (Int → a → Dynamic) → a → Transaction Int`

Stores a new entry in the database and return the key of the new entry.

`cleanDB :: (Int → a → Dynamic) → Transaction ()`

Deletes all entries in the database.

A.2.22 Library KeyDB

This module provides a general interface for databases (persistent predicates) where each entry consists of a key and an info part. The key is an integer and the info is arbitrary. All functions are parameterized with a dynamic predicate that takes an integer key as a first parameter.

Exported functions:

`existsDBKey :: (Int → a → Dynamic) → Int → IO Bool`

Exists an entry with a given key in the database?

`allDBKeys :: (Int → a → Dynamic) → IO [Int]`

Returns all keys of entries in the database.

`getDBInfo :: (Int → a → Dynamic) → Int → IO a`

Gets the information about an entry in the database.

`index :: a → [a] → Int`

compute the position of an entry in a list fail, if given entry is not an element.

`sortByIndex :: [(Int,a)] → [a]`

Sorts a given list by associated index .

`groupByIndex :: [(Int,a)] → [[a]]`

Sorts a given list by associated index and group for identical index. Empty lists are added for missing indexes

`getDBInfos :: (Int → a → Dynamic) → [Int] → IO [a]`

Gets the information about a list of entries in the database.

`deleteDBEntry :: (Int → a → Dynamic) → Int → IO ()`

Deletes an entry with a given key in the database.

`updateDBEntry :: (Int → a → Dynamic) → Int → a → IO ()`

Overwrites an existing entry in the database.

`newDBEntry :: (Int → a → Dynamic) → a → IO Int`

Stores a new entry in the database and return the key of the new entry.

`cleanDB :: (Int → a → Dynamic) → IO ()`

Deletes all entries in the database.

A.2.23 Library List

Library with some useful operations on lists.

Exported functions:

`elemIndex :: a → [a] → Maybe Int`

Returns the index *i* of the first occurrence of an element in a list as (Just *i*), otherwise Nothing is returned.

`elemIndices :: a → [a] → [Int]`

Returns the list of indices of occurrences of an element in a list.

`find :: (a → Bool) → [a] → Maybe a`

Returns the first element *e* of a list satisfying a predicate as (Just *e*), otherwise Nothing is returned.

`findIndex :: (a → Bool) → [a] → Maybe Int`

Returns the index *i* of the first occurrences of a list element satisfying a predicate as (Just *i*), otherwise Nothing is returned.

`findIndices :: (a → Bool) → [a] → [Int]`

Returns the list of indices of list elements satisfying a predicate.

`nub :: [a] → [a]`

Removes all duplicates in the argument list.

`nubBy :: (a → a → Bool) → [a] → [a]`

Removes all duplicates in the argument list according to an equivalence relation.

`delete :: a → [a] → [a]`

Deletes the first occurrence of an element in a list.

`(\\) :: [a] → [a] → [a]`

Computes the difference of two lists.

`union :: [a] → [a] → [a]`

Computes the union of two lists.

`intersect :: [a] → [a] → [a]`

Computes the intersection of two lists.

`intersperse :: a → [a] → [a]`

Puts a separator element between all elements in a list.

Example: `(intersperse 9 [1,2,3,4]) = [1,9,2,9,3,9,4]`

`transpose :: [[a]] → [[a]]`

Transposes the rows and columns of the argument.

Example: `(transpose [[1,2,3],[4,5,6]]) = [[1,4],[2,5],[3,6]]`

`partition :: (a → Bool) → [a] → ([a],[a])`

Partitions a list into a pair of lists where the first list contains those elements that satisfy the predicate argument and the second list contains the remaining arguments.

Example: `(partition (<4)></4>)`

`group :: [a] → [[a]]`

Splits the list argument into a list of lists of equal adjacent elements.

Example: `(group [1,2,2,3,3,3,4]) = [[1],[2,2],[3,3,3],[4]]`

`groupBy :: (a → a → Bool) → [a] → [[a]]`

Splits the list argument into a list of lists of related adjacent elements.

`replace :: a → Int → [a] → [a]`

Replaces an element in a list.

`isPrefixOf :: [a] → [a] → Bool`

Checks whether a list is a prefix of another.

`isSuffixOf :: [a] → [a] → Bool`

Checks whether a list is a suffix of another.

`sortBy :: (a → a → Bool) → [a] → [a]`

Sorts a list w.r.t. an ordering relation by the insertion method.

`insertBy :: (a → a → Bool) → a → [a] → [a]`

Inserts an object into a list according to an ordering relation.

`last :: [a] → a`

Returns the last element of a non-empty list.

A.2.24 Library Maybe

Library with some useful functions on the Maybe datatype

Exported functions:

`isJust :: Maybe a → Bool`

`isNothing :: Maybe a → Bool`

`fromJust :: Maybe a → a`

`fromMaybe :: a → Maybe a → a`

`maybeToList :: Maybe a → [a]`

`listToMaybe :: [a] → Maybe a`

`catMaybes :: [Maybe a] → [a]`

`mapMaybe :: (a → Maybe b) → [a] → [b]`

`(>>-) :: Maybe a → (a → Maybe b) → Maybe b`

Monadic bind for Maybe. Maybe can be interpreted as a monad where Nothing is interpreted as the error case by this monadic binding.

`sequenceMaybe :: [Maybe a] → Maybe [a]`

monadic sequence for maybe

`mapMMaybe :: (a → Maybe b) → [a] → Maybe [b]`

monadic map for maybe

A.2.25 Library NamedSocket

Library to support network programming with sockets that are addressed by symbolic names. In contrast to raw sockets (see library `Socket`), this library uses the Curry Port Name Server to provide sockets that are addressed by symbolic names rather than numbers.

In standard applications, the server side uses the operations `listenOn` and `socketAccept` to provide some service on a named socket, and the client side uses the operation `connectToSocket` to request a service.

Exported functions:

`listenOn :: String → IO Socket`

Creates a server side socket with a symbolic name.

`socketAccept :: Socket → IO (String,Handle)`

Returns a connection of a client to a socket. The connection is returned as a pair consisting of a string identifying the client (the format of this string is implementation-dependent) and a handle to a stream communication with the client. The handle is both readable and writable.

`waitForSocketAccept :: Socket → Int → IO (Maybe (String,Handle))`

Waits until a connection of a client to a socket is available. If no connection is available within the time limit, it returns `Nothing`, otherwise the connection is returned as a pair consisting of a string identifying the client (the format of this string is implementation-dependent) and a handle to a stream communication with the client.

`connectToSocketRepeat :: Int → IO a → Int → String → IO (Maybe Handle)`

Waits for connection to a Unix socket with a symbolic name. In contrast to `connectToSocket`, this action waits until the socket has been registered with its symbolic name.

`connectToSocketWait :: String → IO Handle`

Waits for connection to a Unix socket with a symbolic name and return the handle of the connection. This action waits (possibly forever) until the socket with the symbolic name is registered.

`connectToSocket :: String → IO Handle`

Creates a new connection to an existing(!) Unix socket with a symbolic name. If the symbolic name is not registered, an error is reported.

A.2.26 Library Parser

Library with functional logic parser combinators.

Adapted from: Rafael Caballero and Francisco J. Lopez-Fraguas: A Functional Logic Perspective of Parsing. In Proc. FLOPS'99, Springer LNCS 1722, pp. 85-99, 1999

Exported types:

`type Parser a = [a] → [a]`

`type ParserRep a b = a → [b] → [b]`

Exported functions:

$(\langle | \rangle) :: ([a] \rightarrow [a]) \rightarrow ([a] \rightarrow [a]) \rightarrow [a] \rightarrow [a]$

Combines two parsers without representation in an alternative manner.

$(\langle || \rangle) :: (a \rightarrow [b] \rightarrow [b]) \rightarrow (a \rightarrow [b] \rightarrow [b]) \rightarrow a \rightarrow [b] \rightarrow [b]$

Combines two parsers with representation in an alternative manner.

$(\langle * \rangle) :: ([a] \rightarrow [a]) \rightarrow ([a] \rightarrow [a]) \rightarrow [a] \rightarrow [a]$

Combines two parsers (with or without representation) in a sequential manner.

$(\langle > > \rangle) :: ([a] \rightarrow [a]) \rightarrow b \rightarrow b \rightarrow [a] \rightarrow [a]$

Attaches a representation to a parser without representation.

`empty` $:: [a] \rightarrow [a]$

The empty parser which recognizes the empty word.

`terminal` $:: a \rightarrow [a] \rightarrow [a]$

A parser recognizing a particular terminal symbol.

`satisfy` $:: (a \rightarrow \text{Bool}) \rightarrow a \rightarrow [a] \rightarrow [a]$

A parser (with representation) recognizing a terminal satisfying a given predicate.

`star` $:: (a \rightarrow [b] \rightarrow [b]) \rightarrow [a] \rightarrow [b] \rightarrow [b]$

A star combinator for parsers. The returned parser repeats zero or more times a parser `p` with representation and returns the representation of all parsers in a list.

`some` $:: (a \rightarrow [b] \rightarrow [b]) \rightarrow [a] \rightarrow [b] \rightarrow [b]$

A some combinator for parsers. The returned parser repeats the argument parser (with representation) at least once.

A.2.27 Library Ports

Library for distributed programming with ports. This paper¹² contains a description of the basic ideas behind this library.

¹²<http://www.informatik.uni-kiel.de/~mh/papers/PPDP99.html>

Exported types:

`data Port`

The internal constructor for the port datatype is not visible to the user.

Exported constructors:

`data SP_Msg`

A "stream port" is an adaption of the port concept to model the communication with bidirectional streams, i.e., a stream port is a port connection to a bidirectional stream (e.g., opened by `openProcessPort`) where the communication is performed via the following stream port messages.

Exported constructors:

- `SP_Put :: String → SP_Msg`
`SP_Put s` - write the argument `s` on the output stream
- `SP_GetLine :: String → SP_Msg`
`SP_GetLine s` - unify the argument `s` with the next text line of the input stream
- `SP_GetChar :: Char → SP_Msg`
`SP_GetChar c` - unify the argument `c` with the next character of the input stream
- `SP_EOF :: Bool → SP_Msg`
`SP_EOF b` - unify the argument `b` with `True` if we are at the end of the input stream, otherwise with `False`
- `SP_Close :: SP_Msg`
`SP_Close` - close the input/output streams

Exported functions:

`openPort :: Port a → [a] → Success`

Opens an internal port for communication.

`send :: a → Port a → Success`

Sends a message to a port.

`doSend :: a → Port a → IO ()`

I/O action that sends a message to a port.

`ping :: Int → Port a → IO (Maybe Int)`

Checks whether port `p` is still reachable.

`timeoutOnStream :: Int → [a] → Maybe [a]`

Checks for instantiation of a stream within some amount of time.

`openProcessPort :: String → IO (Port SP_Msg)`

Opens a new connection to a process that executes a shell command.

`openNamedPort :: String → IO [a]`

Opens an external port with a symbolic name.

`connectPortRepeat :: Int → IO a → Int → String → IO (Maybe (Port b))`

Waits for connection to an external port. In contrast to `connectPort`, this action waits until the external port has been registered with its symbolic name.

`connectPortWait :: String → IO (Port a)`

Waits for connection to an external port and return the connected port. This action waits (possibly forever) until the external port is registered.

`connectPort :: String → IO (Port a)`

Connects to an external port. The external port must be already registered, otherwise an error is reported.

`choiceSPEP :: Port SP_Msg → [a] → Either String [a]`

This function implements a committed choice over the receiving of messages via a stream port and an external port.

Note that the implementation of choiceSPEP works only with Sicstus-Prolog 3.8.5 or higher (due to a bug in previous versions of Sicstus-Prolog).

`newObject :: (a → [b] → Success) → a → Port b → Success`

Creates a new object (of type `State -> [msg] -> Success`) with an initial state and a port to which messages for this object can be sent.

`newNamedObject :: (a → [b] → Success) → a → String → IO ()`

Creates a new object (of type `State -> [msg] -> Success`) with a symbolic port name to which messages for this object can be sent.

`runNamedServer :: ([a] → IO b) → String → IO b`

Runs a new server (of type `[msg] -> IO a`) on a named port to which messages can be sent.

A.2.28 Library Profile

Preliminary library to support profiling.

Exported types:

`data ProcessInfo`

The data type for representing information about the state of a Curry process.

Exported constructors:

- `RunTime :: ProcessInfo`
RunTime - the run time in milliseconds
- `ElapsedTime :: ProcessInfo`
ElapsedTime - the elapsed time in milliseconds
- `Memory :: ProcessInfo`
Memory - the total memory in bytes
- `Code :: ProcessInfo`
Code - the size of the code area in bytes
- `Stack :: ProcessInfo`
Stack - the size of the local stack for recursive functions in bytes
- `Heap :: ProcessInfo`
Heap - the size of the heap to store term structures in bytes
- `GarbageCollections :: ProcessInfo`
GarbageCollections - the number of garbage collections performed

Exported functions:

`getProcessInfos :: IO [(ProcessInfo,Int)]`

Returns various informations about the current state of the Curry process. Note that the returned values are very implementation dependent so that one should interpret them with care!

`garbageCollectorOff :: IO ()`

Turns off the garbage collector of the run-time system (if possible). This could be useful to get more precise data of memory usage.

`garbageCollectorOn :: IO ()`

Turns on the garbage collector of the run-time system (if possible).

`garbageCollect :: IO ()`

Invoke the garbage collector (if possible). This could be useful before run-time critical operations.

`showMemInfo :: [(ProcessInfo,Int)] → String`

Get a human readable version of the memory situation from the process infos.

`profileTime :: a → IO ()`

Evaluates the argument to normal form and print the time needed for this evaluation.

`profileSpace :: a → IO ()`

Evaluates the argument to normal form and print the time and space needed for this evaluation. During the evaluation, the garbage collector is turned off to get the total space usage.

`evalTime :: a → a`

Evaluates the argument to normal form (and return the normal form) and print the time needed for this evaluation on standard error. Included for backward compatibility only, use `profileTime`!

`evalSpace :: a → a`

Evaluates the argument to normal form (and return the normal form) and print the time and space needed for this evaluation on standard error. During the evaluation, the garbage collector is turned off. Included for backward compatibility only, use `profileSpace`!

A.2.29 Library PropertyFile

A library to read and update files containing properties in the usual equational syntax, i.e., a property is defined by a line of the form `prop=value` where `prop` starts with a letter. All other lines (e.g., blank lines or lines starting with `'#'`) are considered as comment lines and are ignored.

Exported functions:

`readPropertyFile :: String → IO [(String,String)]`

Reads a property file and returns the list of properties. Returns empty list if the property file does not exist.

`updatePropertyFile :: String → String → String → IO ()`

Update a property in a property file or add it, if it is not already there.

A.2.30 Library Read

Library with some functions for reading special tokens.

This library is included for backward compatibility. You should use the library `ReadNumeric` which provides a better interface for these functions.

Exported functions:

`readNat :: String → Int`

Read a natural number in a string. The string might contain leading blanks and the number is read up to the first non-digit.

`readInt :: String → Int`

Read a (possibly negative) integer in a string. The string might contain leading blanks and the integer is read up to the first non-digit.

`readHex :: String → Int`

Read a hexadecimal number in a string. The string might contain leading blanks and the integer is read up to the first non-hexadecimal digit.

A.2.31 Library ReadNumeric

Library with some functions for reading and converting numeric tokens.

Exported functions:

`readInt :: String → Maybe (Int,String)`

Read a (possibly negative) integer as a first token in a string. The string might contain leading blanks and the integer is read up to the first non-digit. If the string does not start with an integer token, `Nothing` is returned, otherwise the result is `(Just (v,s))` where `v` is the value of the integer and `s` is the remaining string without the integer token.

`readNat :: String → Maybe (Int,String)`

Read a natural number as a first token in a string. The string might contain leading blanks and the number is read up to the first non-digit. If the string does not start with a natural number token, `Nothing` is returned, otherwise the result is `(Just (v,s))` where `v` is the value of the number and `s` is the remaining string without the number token.

`readHex :: String → Maybe (Int,String)`

Read a hexadecimal number as a first token in a string. The string might contain leading blanks and the number is read up to the first non-hexadecimal digit. If the string does not start with a hexadecimal number token, `Nothing` is returned, otherwise the result is `(Just (v,s))` where `v` is the value of the number and `s` is the remaining string without the number token.

`readOct :: String → Maybe (Int,String)`

Read an octal number as a first token in a string. The string might contain leading blanks and the number is read up to the first non-octal digit. If the string does not start with an octal number token, `Nothing` is returned, otherwise the result is `(Just (v,s))` where `v` is the value of the number and `s` is the remaining string without the number token.

A.2.32 Library ReadShowTerm

Library for converting ground terms to strings and vice versa.

Exported functions:

`showTerm :: a → String`

Transforms a ground(!) term into a string representation in standard prefix notation. Thus, `showTerm` suspends until its argument is ground. This function is similar to the prelude function `show` but can read the string back with `readUnqualifiedTerm` (provided that the constructor names are unique without the module qualifier).

`showQTerm :: a → String`

Transforms a ground(!) term into a string representation in standard prefix notation. Thus, `showTerm` suspends until its argument is ground. Note that this function differs from the prelude function `show` since it prefixes constructors with their module name in order to read them back with `readQTerm`.

`readsUnqualifiedTerm :: [String] → String → [(a,String)]`

Transform a string containing a term in standard prefix notation without module qualifiers into the corresponding data term. The first argument is a non-empty list of module qualifiers that are tried to prefix the constructor in the string in order to get the qualified constructors (that must be defined in the current program!). In case of a successful parse, the result is a one element list containing a pair of the data term and the remaining unparsed string.

`readUnqualifiedTerm :: [String] → String → a`

Transforms a string containing a term in standard prefix notation without module qualifiers into the corresponding data term. The first argument is a non-empty list of module qualifiers that are tried to prefix the constructor in the string in order to get the qualified constructors (that must be defined in the current program!).

Example: `readUnqualifiedTerm ["Prelude"] "Just 3"` evaluates to `(Just 3)`

`readsTerm :: String → [(a,String)]`

For backward compatibility. Should not be used since their use can be problematic in case of constructors with identical names in different modules.

`readTerm :: String → a`

For backward compatibility. Should not be used since their use can be problematic in case of constructors with identical names in different modules.

`readsQTerm :: String → [(a,String)]`

Transforms a string containing a term in standard prefix notation with qualified constructor names into the corresponding data term. In case of a successful parse, the result is a one element list containing a pair of the data term and the remaining unparsed string.

`readQTerm :: String → a`

Transforms a string containing a term in standard prefix notation with qualified constructor names into the corresponding data term.

`readQTermFile :: String → IO a`

Reads a file containing a string representation of a term in standard prefix notation and returns the corresponding data term.

`readQTermListFile :: String → IO [a]`

Reads a file containing lines with string representations of terms of the same type and returns the corresponding list of data terms.

`writeQTermFile :: String → a → IO ()`

Writes a ground term into a file in standard prefix notation.

`writeQTermListFile :: String → [a] → IO ()`

Writes a list of ground terms into a file. Each term is written into a separate line which might be useful to modify the file with a standard text editor.

A.2.33 Library Socket

Library to support network programming with sockets. In standard applications, the server side uses the operations `listenOn` and `socketAccept` to provide some service on a socket, and the client side uses the operation `connectToSocket` to request a service.

Exported types:

`data Socket`

The abstract type of sockets.

Exported constructors:

Exported functions:

`listenOn :: Int → IO Socket`

Creates a server side socket bound to a given port number.

`listenOnFresh :: IO (Int,Socket)`

Creates a server side socket bound to a free port. The port number and the socket is returned.

`socketAccept :: Socket → IO (String,Handle)`

Returns a connection of a client to a socket. The connection is returned as a pair consisting of a string identifying the client (the format of this string is implementation-dependent) and a handle to a stream communication with the client. The handle is both readable and writable.

`waitForSocketAccept :: Socket → Int → IO (Maybe (String,Handle))`

Waits until a connection of a client to a socket is available. If no connection is available within the time limit, it returns `Nothing`, otherwise the connection is returned as a pair consisting of a string identifying the client (the format of this string is implementation-dependent) and a handle to a stream communication with the client.

`connectToSocket :: String → Int → IO Handle`

Creates a new connection to a Unix socket.

A.2.34 Library System

Library to access parts of the system environment.

Exported functions:

`getCPUTime :: IO Int`

Returns the current cpu time of the process in milliseconds.

`getElapsedTime :: IO Int`

Returns the current elapsed time of the process in milliseconds.

`getArgs :: IO [String]`

Returns the list of the program's command line arguments. The program name is not included.

`getEnviron :: String → IO String`

Returns the value of an environment variable. The empty string is returned for undefined environment variables.

`setEnviron :: String → String → IO ()`

Set an environment variable to a value. The new value will be passed to subsequent shell commands (see `system`) and visible to subsequent calls to `getEnviron` (but it is not visible in the environment of the process that started the program execution).

`unsetEnviron :: String → IO ()`

Removes an environment variable that has been set by `setEnviron`.

`getHostname :: IO String`

Returns the hostname of the machine running this process.

`getPID :: IO Int`

Returns the process identifier of the current Curry process.

`getProgName :: IO String`

Returns the name of the current program, i.e., the name of the main module currently executed.

`system :: String → IO Int`

Executes a shell command and return with the exit code of the command. An exit status of zero means successful execution.

`exitWith :: Int → IO a`

Terminates the execution of the current Curry program and returns the exit code given by the argument. An exit code of zero means successful execution.

`sleep :: Int → IO ()`

The evaluation of the action (`sleep n`) puts the Curry process asleep for `n` seconds.

A.2.35 Library Time

Library for handling date and time information.

Exported types:

`data ClockTime`

`ClockTime` represents a clock time in some internal representation.

Exported constructors:

`data CalendarTime`

A calendar time is presented in the following form: (`CalendarTime year month day hour minute second timezone`) where `timezone` is an integer representing the timezone as a difference to UTC time in seconds.

Exported constructors:

- `CalendarTime :: Int → Int → Int → Int → Int → Int → Int → CalendarTime`

Exported functions:

`ctYear :: CalendarTime → Int`

The year of a calendar time.

`ctMonth :: CalendarTime → Int`

The month of a calendar time.

`ctDay :: CalendarTime → Int`

The day of a calendar time.

`ctHour :: CalendarTime → Int`

The hour of a calendar time.

`ctMin :: CalendarTime → Int`

The minute of a calendar time.

`ctSec :: CalendarTime → Int`

The second of a calendar time.

`ctTZ :: CalendarTime → Int`

The time zone of a calendar time. The value of the time zone is the difference to UTC time in seconds.

`getClockTime :: IO ClockTime`

Returns the current clock time.

`getLocalTime :: IO CalendarTime`

Returns the local calendar time.

`clockTimeToInt :: ClockTime → Int`

Transforms a clock time into a unique integer. It is ensured that clock times that differs in at least one second are mapped into different integers.

`toCalendarTime :: ClockTime → IO CalendarTime`

Transforms a clock time into a calendar time according to the local time (if possible). Since the result depends on the local environment, it is an I/O operation.

`toUTCTime :: ClockTime → CalendarTime`

Transforms a clock time into a standard UTC calendar time. Thus, this operationa is independent on the local time.

`toClockTime :: CalendarTime → ClockTime`

Transforms a calendar time (interpreted as UTC time) into a clock time.

`calendarTimeToString :: CalendarTime → String`

Transforms a calendar time into a readable form.

`toDayString :: CalendarTime → String`

Transforms a calendar time into a string containing the day, e.g., "September 23, 2006".

`toTimeString :: CalendarTime → String`

Transforms a calendar time into a string containing the time.

`addSeconds :: Int → ClockTime → ClockTime`

Adds seconds to a given time.

`addMinutes :: Int → ClockTime → ClockTime`

Adds minutes to a given time.

`addHours :: Int → ClockTime → ClockTime`

Adds hours to a given time.

`addDays :: Int → ClockTime → ClockTime`

Adds days to a given time.

`addMonths :: Int → ClockTime → ClockTime`

Adds months to a given time.

`addYears :: Int → ClockTime → ClockTime`

Adds years to a given time.

`daysOfMonth :: Int → Int → Int`

Gets the days of a month in a year.

`validDate :: Int → Int → Int → Bool`

Is a date consisting of year/month/day valid?

`compareDate :: CalendarTime → CalendarTime → Ordering`

Compares two dates (don't use it, just for backward compatibility!).

`compareCalendarTime :: CalendarTime → CalendarTime → Ordering`

Compares two calendar times.

`compareClockTime :: ClockTime → ClockTime → Ordering`

Compares two clock times.

A.2.36 Library Unsafe

Library containing unsafe operations. These operations should be carefully used (e.g., for testing or debugging). These operations should not be used in application programs!

Exported functions:

`unsafePerformIO :: IO a → a`

Performs and hides an I/O action in a computation (use with care!).

`trace :: String → a → a`

Prints the first argument as a side effect and behaves as identity on the second argument.

`spawnConstraint :: Success → a → a`

Spawns a constraint and returns the second argument. This function can be considered as defined by "`spawnConstraint c x | c = x`". However, the evaluation of the constraint and the right-hand side are performed concurrently, i.e., a suspension of the constraint does not imply a blocking of the right-hand side and the right-hand side might be evaluated before the constraint is successfully solved. Thus, a computation might return a result even if some of the spawned constraints are suspended (use the PAKCS/Curry2Prolog option "`+suspend`" to show such suspended goals).

`isVar :: a → Bool`

Tests whether the first argument evaluates to a currently unbound variable (use with care!).

`identicalVar :: a → a → Bool`

Tests whether both arguments evaluate to the identical currently unbound variable (use with care!). For instance, `identicalVar (id x) (fst (x,1))` evaluates to `True` whereas `identicalVar x y` and `let x=1 in identicalVar x x` evaluate to `False`

`showAnyTerm :: a → String`

Transforms the normal form of a term into a string representation in standard prefix notation. Thus, `showAnyTerm` evaluates its argument to normal form. This function is similar to the function `ReadShowTerm.showTerm` but it also transforms logic variables into a string representation that can be read back by `Unsafe.read(s)AnyUnqualifiedTerm`. Thus, the result depends on the evaluation and binding status of logic variables so that it should be used with care!

`showAnyQTerm :: a → String`

Transforms the normal form of a term into a string representation in standard prefix notation. Thus, `showAnyQTerm` evaluates its argument to normal form. This function is similar to the function `ReadShowTerm.showQTerm` but it also transforms logic variables into a string representation that can be read back by `Unsafe.read(s)AnyQTerm`. Thus, the result depends on the evaluation and binding status of logic variables so that it should be used with care!

`readsAnyUnqualifiedTerm :: [String] → String → [(a,String)]`

Transform a string containing a term in standard prefix notation without module qualifiers into the corresponding data term. The string might contain logical variable encodings produced by `showAnyTerm`. In case of a successful parse, the result is a one element list containing a pair of the data term and the remaining unparsed string.

`readAnyUnqualifiedTerm :: [String] → String → a`

Transforms a string containing a term in standard prefix notation without module qualifiers into the corresponding data term. The string might contain logical variable encodings produced by `showAnyTerm`.

`readsAnyQTerm :: String → [(a,String)]`

Transforms a string containing a term in standard prefix notation with qualified constructor names into the corresponding data term. The string might contain logical variable encodings produced by `showAnyQTerm`. In case of a successful parse, the result is a one element list containing a pair of the data term and the remaining unparsed string.

`readAnyQTerm :: String → a`

Transforms a string containing a term in standard prefix notation with qualified constructor names into the corresponding data term. The string might contain logical variable encodings produced by `showAnyQTerm`.

`showAnyExpression :: a → String`

Transforms any expression (even not in normal form) into a string representation in standard prefix notation without module qualifiers. The result depends on the evaluation and binding status of logic variables so that it should be used with care!

`showAnyQExpression :: a → String`

Transforms any expression (even not in normal form) into a string representation in standard prefix notation with module qualifiers. The result depends on the evaluation and binding status of logic variables so that it should be used with care!

`readsAnyQExpression :: String → [(a,String)]`

Transforms a string containing an expression in standard prefix notation with qualified constructor names into the corresponding expression. The string might contain logical variable and defined function encodings produced by `showAnyQExpression`. In case of a successful parse, the result is a one element list containing a pair of the expression and the remaining unparsed string.

`readAnyQExpression :: String → a`

Transforms a string containing an expression in standard prefix notation with qualified constructor names into the corresponding expression. The string might contain logical variable and defined function encodings produced by `showAnyQExpression`.

A.3 Data Structures and Algorithms

A.3.1 Library Array

Implementation of Arrays with Braun Trees. Conceptually, Braun trees are always infinite. Consequently, there is no test on emptiness.

Exported types:

`data Array`

Exported constructors:

- `Array :: (Int → a) → (Entry a) → Array a`

Exported functions:

`emptyErrorArray :: Array a`

Creates an empty array which generates errors for non-initialized indexes.

`emptyDefaultArray :: (Int → a) → Array a`

Creates an empty array, call given function for non-initialized indexes.

`(//) :: Array a → [(Int,a)] → Array a`

Inserts a list of entries into an array.

`update :: Array a → Int → a → Array a`

Inserts a new entry into an array.

`applyAt :: Array a → Int → (a → a) → Array a`

Applies a function to an element.

`(!) :: Array a → Int → a`

Yields the value at a given position.

`listToDefaultArray :: (Int → a) → [a] → Array a`

Creates a default array from a list of entries.

`listToErrorArray :: [a] → Array a`

Creates an error array from a list of entries.

`combine :: (a → b → c) → Array a → Array b → Array c`

combine two arbitrary arrays

`combineSimilar :: (a → a → a) → Array a → Array a → Array a`

the combination of two arrays with identical default function and a combinator which is neutral in the default can be implemented much more efficient

A.3.2 Library Dequeue

An implementation of double-ended queues supporting access at both ends in constant amortized time.

Exported types:

`data Queue`

The datatype of a queue.

Exported constructors:

Exported functions:

`empty :: Queue a`

The empty queue.

`isEmpty :: Queue a → Bool`

Is the queue empty?

`deqHead :: Queue a → a`

The first element of the queue.

`deqLast :: Queue a → a`

The last element of the queue.

`cons :: a → Queue a → Queue a`

Inserts an element at the front of the queue.

`deqTail :: Queue a → Queue a`

Removes an element at the front of the queue.

`snoc :: a → Queue a → Queue a`

Inserts an element at the end of the queue.

`deqInit :: Queue a → Queue a`

Removes an element at the end of the queue.

`deqReverse :: Queue a → Queue a`

Reverses a double ended queue.

`listToDeq :: [a] → Queue a`

Transforms a list to a double ended queue.

`deqToList :: Queue a → [a]`

Transforms a double ended queue to a list.

`deqLength :: Queue a → Int`

Returns the number of elements in the queue.

`rotate :: Queue a → Queue a`

Moves the first element to the end of the queue.

`matchHead :: Queue a → Maybe (a, Queue a)`

Matches the front of a queue. `matchHead q` is equivalent to `if isEmpty q then Nothing else Just (deqHead q, deqTail q)` but more efficient.

`matchLast :: Queue a → Maybe (a, Queue a)`

Matches the end of a queue. `matchLast q` is equivalent to `if isEmpty q then Nothing else Just (deqLast q, deqInit q)` but more efficient.

A.3.3 Library FiniteMap

A finite map is an efficient purely functional data structure to store a mapping from keys to values. In order to store the mapping efficiently, an irreflexive(!) order predicate has to be given, i.e., the order predicate `le` should not satisfy `(le x x)` for some key `x`.

Example: To store a mapping from `Int` -> `String`, the finite map needs a Boolean predicate like `(<)`. This version was ported from a corresponding Haskell library

Exported types:

`data FM`

Exported constructors:

- `FM :: (a → a → Bool) → (FiniteMap a b) → FM a b`

Exported functions:

`emptyFM :: (a → a → Bool) → FM a b`

The empty finite map.

`unitFM :: (a → a → Bool) → a → b → FM a b`

Construct a finite map with only a single element.

`listToFM :: (a → a → Bool) → [(a,b)] → FM a b`

Buils a finite map from given list of tuples (key,element). For multiple occurences of key, the last corresponding element of the list is taken.

`addToFM :: FM a b → a → b → FM a b`

Throws away any previous binding and stores the new one given.

`addListToFM :: FM a b → [(a,b)] → FM a b`

Throws away any previous bindings and stores the new ones given. The items are added starting with the first one in the list

`addToFM_C :: (a → a → a) → FM b a → b → a → FM b a`

Instead of throwing away the old binding, `addToFM_C` combines the new element with the old one.

`addListToFM_C :: (a → a → a) → FM b a → [(b,a)] → FM b a`

Combine with a list of tuples (key,element), cf. `addToFM_C`

`delFromFM :: FM a b → a → FM a b`

Deletes key from finite map. Deletion doesn't complain if you try to delete something which isn't there

`dellListFromFM :: FM a b → [a] → FM a b`

Deletes a list of keys from finite map. Deletion doesn't complain if you try to delete something which isn't there

`updFM :: FM a b → a → (b → b) → FM a b`

Applies a function to element bound to given key.

`splitFM :: FM a b → a → Maybe (FM a b, (a,b))`

Combines `delFrom` and `lookup`.

`plusFM :: FM a b → FM a b → FM a b`

Efficiently add key/element mappings of two maps into a single one. Bindings in right argument shadow those in the left

`plusFM_C :: (a → a → a) → FM b a → FM b a → FM b a`

Efficiently combine key/element mappings of two maps into a single one, cf. `addToFM_C`

`minusFM :: FM a b → FM a b → FM a b`

(`minusFM a1 a2`) deletes from `a1` any bindings which are bound in `a2`

`intersectFM :: FM a b → FM a b → FM a b`

Filters only those keys that are bound in both of the given maps. The elements will be taken from the second map.

```
intersectFM_C :: (a → a → b) → FM c a → FM c a → FM c b
```

Filters only those keys that are bound in both of the given maps and combines the elements as in addToFM_C.

```
foldFM :: (a → b → c → c) → c → FM a b → c
```

Folds finite map by given function.

```
mapFM :: (a → b → c) → FM a b → FM a c
```

Applies a given function on every element in the map.

```
filterFM :: (a → b → Bool) → FM a b → FM a b
```

Yields a new finite map with only those key/element pairs matching the given predicate.

```
sizeFM :: FM a b → Int
```

How many elements does given map contain?

```
eqFM :: FM a b → FM a b → Bool
```

Do two given maps contain the same key/element pairs?

```
isEmptyFM :: FM a b → Bool
```

Is the given finite map empty?

```
elemFM :: a → FM a b → Bool
```

Does given map contain given key?

```
lookupFM :: FM a b → a → Maybe b
```

Retrieves element bound to given key

```
lookupWithDefaultFM :: FM a b → b → a → b
```

Retrieves element bound to given key. If the element is not contained in map, return default value.

```
keyOrder :: FM a b → a → a → Bool
```

Retrieves the ordering on which the given finite map is built.

```
minFM :: FM a b → Maybe (a,b)
```

Retrieves the smallest key/element pair in the finite map according to the basic key ordering.

```
maxFM :: FM a b → Maybe (a,b)
```

Retrieves the greatest key/element pair in the finite map according to the basic key ordering.

```
fmToList :: FM a b → [(a,b)]
```

Builds a list of key/element pairs. The list is ordered by the initially given irreflexive order predicate on keys.

```
keysFM :: FM a b → [a]
```

Retrieves a list of keys contained in finite map. The list is ordered by the initially given irreflexive order predicate on keys.

```
eltsFM :: FM a b → [b]
```

Retrieves a list of elements contained in finite map. The list is ordered by the initially given irreflexive order predicate on keys.

```
fmToListPreOrder :: FM a b → [(a,b)]
```

Retrieves list of key/element pairs in preorder of the internal tree. Useful for lists that will be retransformed into a tree or to match any elements regardless of basic order.

```
fmSortBy :: (a → a → Bool) → [a] → [a]
```

Sorts a given list by inserting and retrieving from finite map. Duplicates are deleted.

A.3.4 Library GraphInductive

Library for inductive graphs (port of a Haskell library by Martin Erwig).

In this library, graphs are composed and decomposed in an inductive way.

The key idea is as follows:

A graph is either *empty* or it consists of *node context* and a *graph g'* which are put together by a constructor `(:&)`.

This constructor `(:&)`, however, is not a constructor in the sense of abstract data type, but more basically a defined constructing funtion.

A *context* is a node together with the edges to and from this node into the nodes in the graph *g'*. For examples of how to use this library, cf. the module "GraphAlgorithms".

Exported types:

```
type Node = Int
```

Nodes and edges themselves (in contrast to their labels) are coded as integers.

For both of them, there are variants as labeled, unlabeled and quasi unlabeled (labeled with `()`).

Unlabeled node

```
type LNode a = (Int,a)
```


Labeled node

```
type UNode = (Int,())
```

Quasi-unlabeled node

```
type Edge = (Int,Int)
```

Unlabeled edge

```
type LEdge a = (Int,Int,a)
```

Labeled edge

```
type UEdge = (Int,Int,())
```

Quasi-unlabeled edge

```
type Context a b = ([ (b,Int) ], Int, a, [ (b,Int) ])
```

The context of a node is the node itself (along with label) and its adjacent nodes. Thus, a context is a quadrupel, for node n it is of the form (edges to n , node n , n 's label, edges from n)

```
type MContext a b = Maybe ([ (b,Int) ], Int, a, [ (b,Int) ])
```

maybe context

```
type Context' a b = ([ (b,Int) ], a, [ (b,Int) ])
```

context with edges and node label only, without the node identifier itself

```
type UContext = ([Int], Int, [Int])
```

Unlabeled context.

```
type GDecomp a b = ([ (b,Int) ], Int, a, [ (b,Int) ]), Graph a b
```

A graph decomposition is a context for a node n and the remaining graph without that node.

```
type Decomp a b = (Maybe ([ (b,Int) ], Int, a, [ (b,Int) ]), Graph a b)
```

a decomposition with a maybe context

```
type UDecomp a = (Maybe ([Int], Int, [Int]), a)
```

Unlabeled decomposition.

```
type Path = [Int]
```

Unlabeled path

```
type LPath a = [(Int,a)]
```

Labeled path

```
type UPath = [(Int,())]
```

Quasi-unlabeled path

```
type UGr = Graph () ()
```

a graph without any labels

```
data Graph
```

The type variables of `Graph` are *nodeLabel* and *edgeLabel*. The internal representation of `Graph` is hidden.

Exported constructors:

Exported functions:

```
(:&) :: [(a,Int)],Int,b,[(a,Int))] → Graph b a → Graph b a
```

`(:&)` takes a node-context and a `Graph` and yields a new graph.

The according key idea is detailed at the beginning.

`nl` is the type of the node labels and `el` the edge labels.

Note that it is an error to induce a context for a node already contained in the graph.

```
matchAny :: Graph a b → (((b,Int)],Int,a,[(b,Int)]),Graph a b)
```

decompose a graph into the 'Context' for an arbitrarily-chosen 'Node' and the remaining 'Graph'.

In order to use graphs as abstract data structures, we also need means to decompose a graph. This decomposition should work as much like pattern matching as possible. The normal matching is done by the function `matchAny`, which takes a graph and yields a graph decomposition.

According to the main idea, `matchAny . (:&)` should be an identity.

```
empty :: Graph a b
```

An empty 'Graph'.

```
mkGraph :: [(Int,a)] → [(Int,Int,b)] → Graph a b
```

Create a 'Graph' from the list of 'LNode's and 'LEdge's.

```
buildGr :: [(a,Int)],Int,b,[(a,Int)]] → Graph b a
```

Build a 'Graph' from a list of 'Context's.

```
mkUGraph :: [Int] → [(Int,Int)] → Graph () ()
```

Build a quasi-unlabeled 'Graph' from the list of 'Node's and 'Edge's.

`insNode :: (Int,a) → Graph a b → Graph a b`

Insert a 'LNode' into the 'Graph'.

`insEdge :: (Int,Int,a) → Graph b a → Graph b a`

Insert a 'LEdge' into the 'Graph'.

`delNode :: Int → Graph a b → Graph a b`

Remove a 'Node' from the 'Graph'.

`delEdge :: (Int,Int) → Graph a b → Graph a b`

Remove an 'Edge' from the 'Graph'.

`insNodes :: [(Int,a)] → Graph a b → Graph a b`

Insert multiple 'LNode's into the 'Graph'.

`insEdges :: [(Int,Int,a)] → Graph b a → Graph b a`

Insert multiple 'LEdge's into the 'Graph'.

`delNodes :: [Int] → Graph a b → Graph a b`

Remove multiple 'Node's from the 'Graph'.

`delEdges :: [(Int,Int)] → Graph a b → Graph a b`

Remove multiple 'Edge's from the 'Graph'.

`isEmpty :: Graph a b → Bool`

test if the given 'Graph' is empty.

`match :: Int → Graph a b → (Maybe [(b,Int)],Int,a,[(b,Int)]),Graph a b)`

match is the complement side of (:&), decomposing a 'Graph' into the 'MContext' found for the given node and the remaining 'Graph'.

`noNodes :: Graph a b → Int`

The number of 'Node's in a 'Graph'.

`nodeRange :: Graph a b → (Int,Int)`

The minimum and maximum 'Node' in a 'Graph'.

`context :: Graph a b → Int → [(b,Int)],Int,a,[(b,Int)]`

Find the context for the given 'Node'. In contrast to "match", "context" causes an error if the 'Node' is not present in the 'Graph'.

`lab :: Graph a b → Int → Maybe a`

Find the label for a 'Node'.

```
neighbors :: Graph a b → Int → [Int]
```

Find the neighbors for a 'Node'.

```
suc :: Graph a b → Int → [Int]
```

Find all 'Node's that have a link from the given 'Node'.

```
pre :: Graph a b → Int → [Int]
```

Find all 'Node's that link to to the given 'Node'.

```
lsuc :: Graph a b → Int → [(Int,b)]
```

Find all Nodes and their labels, which are linked from the given 'Node'.

```
lpre :: Graph a b → Int → [(Int,b)]
```

Find all 'Node's that link to the given 'Node' and the label of each link.

```
out :: Graph a b → Int → [(Int,Int,b)]
```

Find all outward-bound 'LEdge's for the given 'Node'.

```
inn :: Graph a b → Int → [(Int,Int,b)]
```

Find all inward-bound 'LEdge's for the given 'Node'.

```
outdeg :: Graph a b → Int → Int
```

The outward-bound degree of the 'Node'.

```
indeg :: Graph a b → Int → Int
```

The inward-bound degree of the 'Node'.

```
deg :: Graph a b → Int → Int
```

The degree of the 'Node'.

```
gelem :: Int → Graph a b → Bool
```

'True' if the 'Node' is present in the 'Graph'.

```
equal :: Graph a b → Graph a b → Bool
```

graph equality

```
node' :: ([a,Int],Int,b,[a,Int]) → Int
```

The 'Node' in a 'Context'.

```
lab' :: ([a,Int],Int,b,[a,Int]) → b
```

The label in a 'Context'.

`labNode' :: ([a,Int]),Int,b,[a,Int]) → (Int,b)`

The 'LNode' from a 'Context'.

`neighbors' :: ([a,Int]),Int,b,[a,Int]) → [Int]`

All 'Node's linked to or from in a 'Context'.

`suc' :: ([a,Int]),Int,b,[a,Int]) → [Int]`

All 'Node's linked to in a 'Context'.

`pre' :: ([a,Int]),Int,b,[a,Int]) → [Int]`

All 'Node's linked from in a 'Context'.

`lpre' :: ([a,Int]),Int,b,[a,Int]) → [(Int,a)]`

All 'Node's linked from in a 'Context', and the label of the links.

`lsuc' :: ([a,Int]),Int,b,[a,Int]) → [(Int,a)]`

All 'Node's linked from in a 'Context', and the label of the links.

`out' :: ([a,Int]),Int,b,[a,Int]) → [(Int,Int,a)]`

All outward-directed 'LEdge's in a 'Context'.

`inn' :: ([a,Int]),Int,b,[a,Int]) → [(Int,Int,a)]`

All inward-directed 'LEdge's in a 'Context'.

`outdeg' :: ([a,Int]),Int,b,[a,Int]) → Int`

The outward degree of a 'Context'.

`indeg' :: ([a,Int]),Int,b,[a,Int]) → Int`

The inward degree of a 'Context'.

`deg' :: ([a,Int]),Int,b,[a,Int]) → Int`

The degree of a 'Context'.

`labNodes :: Graph a b → [(Int,a)]`

A list of all 'LNode's in the 'Graph'.

`labEdges :: Graph a b → [(Int,Int,b)]`

A list of all 'LEdge's in the 'Graph'.

`nodes :: Graph a b → [Int]`

List all 'Node's in the 'Graph'.

`edges :: Graph a b → [(Int,Int)]`

List all 'Edge's in the 'Graph'.

`newNodes :: Int → Graph a b → [Int]`

List N available 'Node's, ie 'Node's that are not used in the 'Graph'.

`unfold :: (((a,Int)],Int,b,[(a,Int)]) → c → c) → c → Graph b a → c`

Fold a function over the graph.

`gmap :: (((a,Int)],Int,b,[(a,Int)]) → ((c,Int)],Int,d,[(c,Int)])) → Graph b a
→ Graph d c`

Map a function over the graph.

`nmap :: (a → b) → Graph a c → Graph b c`

Map a function over the 'Node' labels in a graph.

`emap :: (a → b) → Graph c a → Graph c b`

Map a function over the 'Edge' labels in a graph.

`labUEdges :: [(a,b)] → [(a,b,())]`

add label () to list of edges (node,node)

`labUNodes :: [a] → [(a,())]`

add label () to list of nodes

`showGraph :: Graph a b → String`

Represent Graph as String

A.3.5 Library Random

Library for pseudo-random number generation in Curry.

This library provides operations for generating pseudo-random number sequences. For any given seed, the sequences generated by the operations in this module should be **identical** to the sequences generated by the `java.util.Random` package.

The algorithm is a linear congruential pseudo-random number generator described in Donald E. Knuth, *The Art of Computer Programming*, Volume 2: *Seminumerical Algorithms*, section 3.2.1.

Exported functions:

`nextInt :: Int → [Int]`

Returns a sequence of pseudorandom, uniformly distributed 32-bits integer values. All 2^{32} possible integer values are produced with (approximately) equal probability.

`nextIntRange :: Int → Int → [Int]`

Returns a pseudorandom, uniformly distributed sequence of values between 0 (inclusive) and the specified value (exclusive). Each value is a 32-bits positive integer. All n possible values are produced with (approximately) equal probability.

`nextBoolean :: Int → [Bool]`

Returns a pseudorandom, uniformly distributed sequence of `boolean` values. The values `True` and `False` are produced with (approximately) equal probability.

`getRandomSeed :: IO Int`

Returns a time-dependent integer number as a seed for really random numbers. Should only be used as a seed for pseudorandom number sequence and not as a random number since the precision is limited to milliseconds

A.3.6 Library RedBlackTree

Library with an implementation of red-black trees:

Serves as the base for both TableRBT and SetRBT. All the operations on trees are generic, i.e., one has to provide two explicit order predicates ("`lessThan`" and "`eq`" below) on elements.

Exported types:

`data RedBlackTree`

A red-black tree consists of a tree structure and three order predicates. These predicates generalize the red black tree. They define 1) equality when inserting into the tree

eg for a set `eqInsert` is `(==)`, for a multiset it is `(" _ -> False)` for a lookUp-table it is `((==) . fst)` 2) equality for looking up values eg for a set `eqLookUp` is `(==)`, for a multiset it is `(==)` for a lookUp-table it is `((==) . fst)` 3) the (less than) relation for the binary search tree

Exported constructors:

- `RedBlackTree :: (a → a → Bool) → (a → a → Bool) → (a → a → Bool) → (Tree a) → RedBlackTree a`

Exported functions:

`empty :: (a → a → Bool) → (a → a → Bool) → (a → a → Bool) → RedBlackTree a`

The three relations are inserted into the structure by function `empty`. Returns an empty tree, i.e., an empty red-black tree augmented with the order predicates.

`isEmpty :: RedBlackTree a → Bool`

Test on emptiness

`newTreeLike :: RedBlackTree a → RedBlackTree a`

Creates a new empty red black tree from with the same ordering as a give one.

`lookup :: a → RedBlackTree a → Maybe a`

Returns an element if it is contained in a red-black tree.

`update :: a → RedBlackTree a → RedBlackTree a`

Updates/inserts an element into a `RedBlackTree`.

`delete :: a → RedBlackTree a → RedBlackTree a`

Deletes entry from red black tree.

`tree2list :: RedBlackTree a → [a]`

Transforms a red-black tree into an ordered list of its elements.

`sort :: (a → a → Bool) → [a] → [a]`

Generic sort based on insertion into red-black trees. The first argument is the order for the elements.

`setInsertEquivalence :: (a → a → Bool) → RedBlackTree a → RedBlackTree a`

For compatibility with old version only

A.3.7 Library SetRBT

Library with an implementation of sets as red-black trees.

All the operations on sets are generic, i.e., one has to provide an explicit order predicate ("`cmp`" below) on elements.

Exported types:

`type SetRBT a = RedBlackTree a`

Exported functions:

`emptySetRBT :: (a → a → Bool) → RedBlackTree a`

Returns an empty set, i.e., an empty red-black tree augmented with an order predicate.

`elemRBT :: a → RedBlackTree a → Bool`

Returns true if an element is contained in a (red-black tree) set.

`insertRBT :: a → RedBlackTree a → RedBlackTree a`

Inserts an element into a set if it is not already there.

`insertMultiRBT :: a → RedBlackTree a → RedBlackTree a`

Inserts an element into a multiset. Thus, the same element can have several occurrences in the multiset.

`deleteRBT :: a → RedBlackTree a → RedBlackTree a`

delete an element from a set. Deletes only a single element from a multi set

`setRBT2list :: RedBlackTree a → [a]`

Transforms a (red-black tree) set into an ordered list of its elements.

`unionRBT :: RedBlackTree a → RedBlackTree a → RedBlackTree a`

Computes the union of two (red-black tree) sets. This is done by inserting all elements of the first set into the second set.

`intersectRBT :: RedBlackTree a → RedBlackTree a → RedBlackTree a`

Computes the intersection of two (red-black tree) sets. This is done by inserting all elements of the first set contained in the second set into a new set, which order is taken from the first set.

`sortRBT :: (a → a → Bool) → [a] → [a]`

Generic sort based on insertion into red-black trees. The first argument is the order for the elements.

A.3.8 Library Sort

A collection of useful functions for sorting and comparing characters, strings, and lists.

Exported functions:

`quickSort :: (a → a → Bool) → [a] → [a]`

Quicksort.

`mergeSort :: (a → a → Bool) → [a] → [a]`

Bottom-up mergesort.

`leqList :: (a → a → Bool) → [a] → [a] → Bool`

Less-or-equal on lists.

`cmpList :: (a → a → Ordering) → [a] → [a] → Ordering`

Comparison of lists.

`leqChar :: Char → Char → Bool`

Less-or-equal on characters (deprecated, use `Prelude.<=`).></=>.>

`cmpChar :: Char → Char → Ordering`

Comparison of characters (deprecated, use `Prelude.compare`).

`leqCharIgnoreCase :: Char → Char → Bool`

Less-or-equal on characters ignoring case considerations.

`leqString :: String → String → Bool`

Less-or-equal on strings (deprecated, use `Prelude.<=`).></=>.>

`cmpString :: String → String → Ordering`

Comparison of strings (deprecated, use `Prelude.compare`).

`leqStringIgnoreCase :: String → String → Bool`

Less-or-equal on strings ignoring case considerations.

`leqLexGerman :: String → String → Bool`

Lexicographical ordering on German strings. Thus, upper/lowercase are not distinguished and Umlauts are sorted as vocals.

A.3.9 Library TableRBT

Library with an implementation of tables as red-black trees:

A table is a finite mapping from keys to values. All the operations on tables are generic, i.e., one has to provide an explicit order predicate ("`cmp`" below) on elements. Each inner node in the red-black tree contains a key-value association.

Exported types:

`type TableRBT a b = RedBlackTree (a,b)`

Exported functions:

`emptyTableRBT :: (a → a → Bool) → RedBlackTree (a,b)`

Returns an empty table, i.e., an empty red-black tree.

`isEmptyTable :: RedBlackTree (a,b) → Bool`

tests whether a given table is empty

`lookupRBT :: a → RedBlackTree (a,b) → Maybe b`

Looks up an entry in a table.

`updateRBT :: a → b → RedBlackTree (a,b) → RedBlackTree (a,b)`

Inserts or updates an element in a table.

`tableRBT2list :: RedBlackTree (a,b) → [(a,b)]`

Transforms the nodes of red-black tree into a list.

`deleteRBT :: a → RedBlackTree (a,b) → RedBlackTree (a,b)`

A.4 Libraries for Web Applications

A.4.1 Library CategorizedHtmlList

This library provides functions to categorize a list of entities into a HTML page with an index access (e.g., "A-Z") to these entities.

Exported functions:

`list2CategorizedHtml :: [(a,[HtmlExp])] → [(b,String)] → (a → b → Bool) → [HtmlExp]`

General categorization of a list of entries.

The item will occur in every category for which the boolean function `categoryFun` yields `True`.

`categorizeByItemKey :: [(String,[HtmlExp])] → [HtmlExp]`

Categorize a list of entries with respect to the initial keys.

The categories are named as all initial characters of the keys of the items.

`stringList2ItemList :: [String] → [(String,[HtmlExp])]`

Convert a string list into an key-item list. The strings are used as keys and for the simple text layout.

A.4.2 Library HTML

Library for HTML and CGI programming. This paper¹³ contains a description of the basic ideas behind this library.

The installation of a cgi script written with this library can be done by the command

```
makecurrycgi -m initialForm -o /home/joe/public_html/prog.cgi prog
```

where `prog` is the name of the Curry program with the cgi script, `/home/joe/public_html/prog.cgi` is the desired location of the compiled cgi script, and `initialForm` is the Curry expression (of type `IO HtmlForm`) computing the HTML form (where `makecurrycgi` is a shell script stored in `pakcshome/bin`).

Exported types:

```
type CgiEnv = CgiRef → String
```

The type for representing cgi environments (i.e., mappings from cgi references to the corresponding values of the input elements).

```
type HtmlHandler = (CgiRef → String) → IO HtmlForm
```

The type of event handlers in HTML forms.

```
data CgiRef
```

The (abstract) data type for representing references to input elements in HTML forms.

Exported constructors:

- `CgiRef :: String → CgiRef`

```
data HtmlExp
```

The data type for representing HTML expressions.

Exported constructors:

- `HtmlText :: String → HtmlExp`

`HtmlText s` - a text string without any further structure

- `HtmlStruct :: String → [(String,String)] → [HtmlExp] → HtmlExp`

`HtmlStruct t as hs` - a structure with a tag, attributes, and HTML expressions inside the structure

- `HtmlCRef :: HtmlExp → CgiRef → HtmlExp`

`HtmlCRef h ref` - an input element (described by the first argument) with a cgi reference

- `HtmlEvent :: HtmlExp → ((CgiRef → String) → IO HtmlForm) → HtmlExp`

`HtmlEvent h hdlr` - an input element (first arg) with an associated event handler (typically, a submit button)

¹³<http://www.informatik.uni-kiel.de/~mh/papers/PADL01.html>

`data HtmlForm`

The data type for representing HTML forms (active web pages) and return values of HTML forms.

Exported constructors:

- `HtmlForm :: String → [FormParam] → [HtmlExp] → HtmlForm`
`HtmlForm t ps hs` - an HTML form with title `t`, optional parameters (e.g., cookies) `ps`, and contents `hs`
- `HtmlAnswer :: String → String → HtmlForm`
`HtmlAnswer t c` - an answer in an arbitrary format where `t` is the content type (e.g., "text/plain") and `c` is the contents

`data FormParam`

The possible parameters of an HTML form. The parameters of a cookie (`FormCookie`) are its name and value and optional parameters (expiration date, domain, path (e.g., the path `"/"` makes the cookie valid for all documents on the server), security) which are collected in a list.

Exported constructors:

- `FormCookie :: String → String → [CookieParam] → FormParam`
`FormCookie name value params` - a cookie to be sent to the client's browser
- `FormCSS :: String → FormParam`
`FormCSS s` - a URL for a CSS file for this form
- `FormJScript :: String → FormParam`
`FormJScript s` - a URL for a Javascript file for this form
- `FormOnSubmit :: String → FormParam`
`FormOnSubmit s` - a JavaScript statement to be executed when the form is submitted (i.e., `<form ... onsubmit="s">`)
- `FormTarget :: String → FormParam`
`FormTarget s` - a name of a target frame where the output of the script should be represented (should only be used for scripts running in a frame)
- `FormEnc :: String → FormParam`
`FormEnc` - the encoding scheme of this form
- `HeadInclude :: HtmlExp → FormParam`
`HeadInclude he` - HTML expression to be included in form header

- `MultipleHandlers :: FormParam`

`MultipleHandlers` - indicates that the event handlers of the form can be multiply used (i.e., are not deleted if the form is submitted so that they are still available when going back in the browser; but then there is a higher risk that the web server process might overflow with unused events); the default is a single use of event handlers, i.e., one cannot use the back button in the browser and submit the same form again (which is usually a reasonable behavior to avoid double submissions of data).

- `BodyAttr :: (String,String) → FormParam`

`BodyAttr ps` - optional attribute for the body element (more than one occurrence is allowed)

`data CookieParam`

The possible parameters of a cookie.

Exported constructors:

- `CookieExpire :: ClockTime → CookieParam`
- `CookieDomain :: String → CookieParam`
- `CookiePath :: String → CookieParam`
- `CookieSecure :: CookieParam`

`data HtmlPage`

The data type for representing HTML pages. The constructor arguments are the title, the parameters, and the contents (body) of the web page.

Exported constructors:

- `HtmlPage :: String → [PageParam] → [HtmlExp] → HtmlPage`

`data PageParam`

The possible parameters of an HTML page.

Exported constructors:

- `PageEnc :: String → PageParam`
`PageEnc` - the encoding scheme of this page
- `PageCSS :: String → PageParam`
`PageCSS s` - a URL for a CSS file for this page
- `PageJScript :: String → PageParam`
`PageJScript s` - a URL for a Javascript file for this page

Exported functions:

`idOfCgiRef :: CgiRef → String`

Internal identifier of a `CgiRef` (intended only for internal use in other libraries!).

`HtmlElem :: String → [(String,String)] → HtmlExp`

A single HTML element with a tag, attributes, but no contents (deprecated, included only for backward compatibility).

`formEnc :: String → FormParam`

An encoding scheme for a HTML form.

`formCSS :: String → FormParam`

A URL for a CSS file for a HTML form.

`form :: String → [HtmlExp] → HtmlForm`

A basic HTML form for active web pages.

`Form :: String → [HtmlExp] → HtmlForm`

A basic HTML form for active web pages (deprecated, included only for backward compatibility).

`standardForm :: String → [HtmlExp] → HtmlForm`

A standard HTML form for active web pages where the title is included in the body as the first header.

`cookieForm :: String → [(String,String)] → [HtmlExp] → HtmlForm`

An HTML form with simple cookies. The cookies are sent to the client's browser together with this form.

`addCookies :: [(String,String)] → HtmlForm → HtmlForm`

Add simple cookie to HTML form. The cookies are sent to the client's browser together with this form.

`answerText :: String → HtmlForm`

A textual result instead of an HTML form as a result for active web pages.

`addFormParam :: HtmlForm → FormParam → HtmlForm`

Adds a parameter to an HTML form.

`redirect :: Int → String → HtmlForm → HtmlForm`

Adds redirection to given HTML form.

`expires :: Int → HtmlForm → HtmlForm`

Adds expire time to given HTML form.

`addSound :: String → Bool → HtmlForm → HtmlForm`

Adds sound to given HTML form. The functions adds two different declarations for sound, one invented by Microsoft for the internet explorer, one introduced for netscape. As neither is an official part of HTML, addsound might not work on all systems and browsers. The greatest chance is by using sound files in MID-format.

`pageEnc :: String → PageParam`

An encoding scheme for a HTML page.

`pageCSS :: String → PageParam`

A URL for a CSS file for a HTML page.

`page :: String → [HtmlExp] → HtmlPage`

A basic HTML web page.

`standardPage :: String → [HtmlExp] → HtmlPage`

A standard HTML web page where the title is included in the body as the first header.

`addPageParam :: HtmlPage → PageParam → HtmlPage`

Adds a parameter to an HTML page.

`htxt :: String → HtmlExp`

Basic text as HTML expression. The text may contain special HTML chars (like `<`, `>`, `&`, `”`) which will be quoted so that they appear as in the parameter string.

`htxts :: [String] → [HtmlExp]`

A list of strings represented as a list of HTML expressions. The strings may contain special HTML chars that will be quoted.

`hempty :: HtmlExp`

An empty HTML expression.

`nbsp :: HtmlExp`

Non breaking Space

`h1 :: [HtmlExp] → HtmlExp`

Header 1

`h2 :: [HtmlExp] → HtmlExp`

Header 2

`h3 :: [HtmlExp] → HtmlExp`

Header 3

`h4 :: [HtmlExp] → HtmlExp`

Header 4

`h5 :: [HtmlExp] → HtmlExp`

Header 5

`par :: [HtmlExp] → HtmlExp`

Paragraph

`emphasize :: [HtmlExp] → HtmlExp`

Emphasize

`bold :: [HtmlExp] → HtmlExp`

Boldface

`italic :: [HtmlExp] → HtmlExp`

Italic

`code :: [HtmlExp] → HtmlExp`

Program code

`center :: [HtmlExp] → HtmlExp`

Centered text

`blink :: [HtmlExp] → HtmlExp`

Blinking text

`teletype :: [HtmlExp] → HtmlExp`

Teletype font

`pre :: [HtmlExp] → HtmlExp`

Unformatted input, i.e., keep spaces and line breaks and don't quote special characters.

`verbatim :: String → HtmlExp`

Verbatim (unformatted), special characters (<,>,&,") are quoted.

`address :: [HtmlExp] → HtmlExp`

Address

`href :: String → [HtmlExp] → HtmlExp`

Hypertext reference

`anchor :: String → [HtmlExp] → HtmlExp`

An anchor for hypertext reference inside a document

`ulist :: [[HtmlExp]] → HtmlExp`

Unordered list

`olist :: [[HtmlExp]] → HtmlExp`

Ordered list

`litem :: [HtmlExp] → HtmlExp`

A single list item (usually not explicitly used)

`dlist :: [(HtmlExp, HtmlExp)] → HtmlExp`

Description list

`table :: [[[HtmlExp]]] → HtmlExp`

Table with a matrix of items where each item is a list of HTML expressions.

`headedTable :: [[[HtmlExp]]] → HtmlExp`

Similar to `table` but introduces header tags for the first row.

`addHeadings :: HtmlExp → [[HtmlExp]] → HtmlExp`

Add a row of items (where each item is a list of HTML expressions) as headings to a table. If the first argument is not a table, the headings are ignored.

`hrule :: HtmlExp`

Horizontal rule

`breakline :: HtmlExp`

Break a line

`image :: String → String → HtmlExp`

Image

`styleSheet :: String → HtmlExp`

Defines a style sheet to be used in this HTML document.

`style :: String → [HtmlExp] → HtmlExp`

Provides a style for HTML elements. The style argument is the name of a style class defined in a style definition (see `styleSheet`) or in an external style sheet (see form and page parameters `FormCSS` and `PageCSS`).

`textstyle :: String → String → HtmlExp`

Provides a style for a basic text. The style argument is the name of a style class defined in an external style sheet.

`blockstyle :: String → [HtmlExp] → HtmlExp`

Provides a style for a block of HTML elements. The style argument is the name of a style class defined in an external style sheet. This element is used (in contrast to "style") for larger blocks of HTML elements since a line break is placed before and after these elements.

`inline :: [HtmlExp] → HtmlExp`

Joins a list of HTML elements into a single HTML element. Although this construction has no rendering, it is sometimes useful for programming when several HTML elements must be put together.

`block :: [HtmlExp] → HtmlExp`

Joins a list of HTML elements into a block. A line break is placed before and after these elements.

`button :: String → ((CgiRef → String) → IO HtmlForm) → HtmlExp`

Submit button with a label string and an event handler

`resetbutton :: String → HtmlExp`

Reset button with a label string

`imageButton :: String → ((CgiRef → String) → IO HtmlForm) → HtmlExp`

Submit button in form of an imag.

`textfield :: CgiRef → String → HtmlExp`

Input text field with a reference and an initial contents

`password :: CgiRef → HtmlExp`

Input text field (where the entered text is obscured) with a reference

`textarea :: CgiRef → (Int,Int) → String → HtmlExp`

Input text area with a reference, height/width, and initial contents

`checkbox :: CgiRef → String → HtmlExp`

A checkbox with a reference and a value. The value is returned if checkbox is on, otherwise "" is returned.

`checkbox :: CgiRef → String → HtmlExp`

A checkbox that is initially checked with a reference and a value. The value is returned if checkbox is on, otherwise "" is returned.

`radio_main :: CgiRef → String → HtmlExp`

A main button of a radio (initially "on") with a reference and a value. The value is returned if this button is on. A complete radio button suite always consists of a main button (`radio_main`) and some further buttons (`radio_others`) with the same reference. Initially, the main button is selected (or nothing is selected if one uses `radio_main_off` instead of `radio_main`). The user can select another button but always at most one button of the radio can be selected. The value corresponding to the selected button is returned in the environment for this radio reference.

`radio_main_off :: CgiRef → String → HtmlExp`

A main button of a radio (initially "off") with a reference and a value. The value is returned if this button is on.

`radio_other :: CgiRef → String → HtmlExp`

A further button of a radio (initially "off") with a reference (identical to the main button of this radio) and a value. The value is returned if this button is on.

`selection :: CgiRef → [(String,String)] → HtmlExp`

A selection button with a reference and a list of name/value pairs. The names are shown in the selection and the value is returned for the selected name.

`selectionInitial :: CgiRef → [(String,String)] → Int → HtmlExp`

A selection button with a reference, a list of name/value pairs, and a preselected item in this list. The names are shown in the selection and the value is returned for the selected name.

`multipleSelection :: CgiRef → [(String,String,Bool)] → HtmlExp`

A selection button with a reference and a list of name/value/flag pairs. The names are shown in the selection and the value is returned if the corresponding name is selected. If flag is True, the corresponding name is initially selected. If more than one name has been selected, all values are returned in one string where the values are separated by 'n' characters.

`hiddenfield :: String → String → HtmlExp`

A hidden field to pass a value referenced by a fixed name. This function should be used with care since it may cause conflicts with the CGI-based implementation of this library.

`htmlQuote :: String → String`

Quotes special characters (<,></,>,&," ,umlauts) in a string as HTML special characters.

`addAttr :: HtmlExp → (String,String) → HtmlExp`

Adds an attribute (name/value pair) to an HTML element.

`addAttrs :: HtmlExp → [(String,String)] → HtmlExp`

Adds a list of attributes (name/value pair) to an HTML element.

`showHtmlExps :: [HtmlExp] → String`

Transforms a list of HTML expressions into string representation.

`showHtmlExp :: HtmlExp → String`

Transforms a single HTML expression into string representation.

`showHtmlDoc :: String → [HtmlExp] → String`

Transforms HTML expressions into string representation of complete HTML document with title (deprecated, included only for backward compatibility).

`showHtmlDocCSS :: String → String → [HtmlExp] → String`

Transforms HTML expressions into string representation of complete HTML document with title and a URL for a style sheet file (deprecated, included only for backward compatibility).

`showHtmlPage :: HtmlPage → String`

Transforms HTML page into string representation.

`getUrlParameter :: IO String`

Gets the parameter attached to the URL of the script. For instance, if the script is called with URL "http://.../script.cgi?parameter", then "parameter" is returned by this I/O action. Note that an URL parameter should be "URL encoded" to avoid the appearance of characters with a special meaning. Use the functions "urlencoded2string" and "string2urlencoded" to decode and encode such parameters, respectively.

`urlencoded2string :: String → String`

Translates urlencoded string into equivalent ASCII string.

`string2urlencoded :: String → String`

Translates arbitrary strings into equivalent urlencoded string.

`getCookies :: IO [(String,String)]`

Gets the cookies sent from the browser for the current CGI script. The cookies are represented in the form of name/value pairs since no other components are important here.

```
coordinates :: (CgiRef → String) → Maybe (Int,Int)
```

For image buttons: retrieve the coordinates where the user clicked within the image.

```
runFormServerWithKey :: String → String → IO HtmlForm → IO ()
```

The server implementing an HTML form (possibly containing input fields). It receives a message containing the environment of the client's web browser, translates the HTML form w.r.t. this environment into a string representation of the complete HTML document and sends the string representation back to the client's browser by binding the corresponding message argument.

```
runFormServerWithKeyAndFormParams :: String → String → [FormParam] → IO
HtmlForm → IO ()
```

The server implementing an HTML form (possibly containing input fields). It receives a message containing the environment of the client's web browser, translates the HTML form w.r.t. this environment into a string representation of the complete HTML document and sends the string representation back to the client's browser by binding the corresponding message argument.

```
showLatexExps :: [HtmlExp] → String
```

Transforms HTML expressions into LaTeX string representation.

```
showLatexExp :: HtmlExp → String
```

Transforms an HTML expression into LaTeX string representation.

```
showLatexDoc :: [HtmlExp] → String
```

Transforms HTML expressions into a string representation of a complete LaTeX document.

```
showLatexDocWithPackages :: [HtmlExp] → [String] → String
```

Transforms HTML expressions into a string representation of a complete LaTeX document. The variable "packages" holds the packages to add to the latex document e.g. "ngerman"

```
showLatexDocs :: [[HtmlExp]] → String
```

Transforms a list of HTML expressions into a string representation of a complete LaTeX document where each list entry appears on a separate page.

```
showLatexDocsWithPackages :: [[HtmlExp]] → [String] → String
```

Transforms a list of HTML expressions into a string representation of a complete LaTeX document where each list entry appears on a separate page. The variable "packages" holds the packages to add to the latex document (e.g., "ngerman").

`germanLatexDoc :: [HtmlExp] → String`

show german latex document

`intForm :: IO HtmlForm → IO ()`

Execute an HTML form in "interactive" mode.

`intFormMain :: String → String → String → String → Bool → String → IO`

`HtmlForm → IO ()`

Execute an HTML form in "interactive" mode with various parameters.

A.4.3 Library HtmlParser

This module contains a very simple parser for HTML documents.

Exported functions:

`readHtmlFile :: String → IO [HtmlExp]`

Reads a file with HTML text and returns the corresponding HTML expressions.

`parseHtmlString :: String → [HtmlExp]`

Transforms an HTML string into a list of HTML expressions. If the HTML string is a well structured document, the list of HTML expressions should contain exactly one element.

A.4.4 Library Mail

This library contains functions for sending emails. The implementation might need to be adapted to the local environment.

Exported types:

`data MailOption`

Options for sending emails.

Exported constructors:

- `CC :: String → MailOption`
CC - recipient of a carbon copy
- `BCC :: String → MailOption`
BCC - recipient of a blind carbon copy
- `T0 :: String → MailOption`
T0 - recipient of the email

Exported functions:

`sendMail :: String → String → String → String → IO ()`

Sends an email via mailx command.

`sendMailWithOptions :: String → String → [MailOption] → String → IO ()`

Sends an email via mailx command and various options. Note that multiple options are allowed, e.g., more than one CC option for multiple recipient of carbon copies.

A.4.5 Library WUI

A library to support the type-oriented construction of Web User Interfaces (WUIs).

The ideas behind the application and implementation of WUIs are described in a paper that is available via this web page¹⁴.

Exported types:

`type Rendering = [HtmlExp] → HtmlExp`

A rendering is a function that combines the visualization of components of a data structure into some HTML expression.

`data WuiHandler`

A handler for a WUI is an event handler for HTML forms possibly with some specific code attached (for future extensions).

Exported constructors:

`data WuiSpec`

The type of WUI specifications. The first component are parameters specifying the behavior of this WUI type (rendering, error message, and constraints on inputs). The second component is a "show" function returning an HTML expression for the edit fields and a WUI state containing the CgiRefs to extract the values from the edit fields. The third component is "read" function to extract the values from the edit fields for a given cgi environment (returned as (Just v)). If the value is not legal, Nothing is returned. The second component of the result contains an HTML edit expression together with a WUI state to edit the value again.

Exported constructors:

- `WuiSpec :: ([HtmlExp] → HtmlExp, String, a → Bool) → (([HtmlExp] → HtmlExp, String, a → Bool) → a → (HtmlExp, WuiState)) → ([HtmlExp] → HtmlExp, String, a → Bool) → (CgiRef → String) → WuiState → (Maybe a, (HtmlExp, WuiState))) → WuiSpec a`

¹⁴<http://www.informatik.uni-kiel.de/~pakcs/WUI>

`data WTree`

A simple tree structure to demonstrate the construction of WUIs for tree types.

Exported constructors:

- `WLeaf :: a → WTree a`
- `WNode :: [WTree a] → WTree a`

Exported functions:

`wuiHandler2button :: String → WuiHandler → HtmlExp`

Transform a WUI handler into a submit button with a given label string.

`withRendering :: WuiSpec a → ([HtmlExp] → HtmlExp) → WuiSpec a`

Puts a new rendering function into a WUI specification.

`withError :: WuiSpec a → String → WuiSpec a`

Puts a new error message into a WUI specification.

`withCondition :: WuiSpec a → (a → Bool) → WuiSpec a`

Puts a new condition into a WUI specification.

`transformWSpec :: (a → b, b → a) → WuiSpec a → WuiSpec b`

Transforms a WUI specification from one type to another.

`adaptWSpec :: (a → b) → WuiSpec a → WuiSpec b`

Adapt a WUI specification to a new type. For this purpose, the first argument must be a transformation mapping values from the old type to the new type. This function must be bijective and operationally invertible (i.e., the inverse must be computable by narrowing). Otherwise, use `transformWSpec`!

`wHidden :: WuiSpec a`

A hidden widget for a value that is not shown in the WUI. Usually, this is used in components of larger structures, e.g., internal identifiers, data base keys.

`wConstant :: (a → HtmlExp) → WuiSpec a`

A widget for values that are shown but cannot be modified. The first argument is a mapping of the value into a HTML expression to show this value.

`wInt :: WuiSpec Int`

A widget for editing integer values.

`wString :: WuiSpec String`

A widget for editing string values.

`wStringSize :: Int → WuiSpec String`

A widget for editing string values with a size attribute.

`wRequiredString :: WuiSpec String`

A widget for editing string values that are required to be non-empty.

`wRequiredStringSize :: Int → WuiSpec String`

A widget with a size attribute for editing string values that are required to be non-empty.

`wTextArea :: (Int,Int) → WuiSpec String`

A widget for editing string values in a text area. The argument specifies the height and width of the text area.

`wSelect :: (a → String) → [a] → WuiSpec a`

A widget to select a value from a given list of values. The current value should be contained in the value list and is preselected. The first argument is a mapping from values into strings to be shown in the selection widget.

`wSelectInt :: [Int] → WuiSpec Int`

A widget to select a value from a given list of integers (provided as the argument). The current value should be contained in the value list and is preselected.

`wSelectBool :: String → String → WuiSpec Bool`

A widget to select a Boolean value via a selection box. The arguments are the strings that are shown for the values True and False in the selection box, respectively.

`wCheckBool :: [HtmlExp] → WuiSpec Bool`

A widget to select a Boolean value via a check box. The first argument are HTML expressions that are shown after the check box. The result is True if the box is checked.

`wMultiCheckSelect :: (a → [HtmlExp]) → [a] → WuiSpec [a]`

A widget to select a list of values from a given list of values via check boxes. The current values should be contained in the value list and are preselected. The first argument is a mapping from values into HTML expressions that are shown for each item after the check box.

`wRadioSelect :: (a → [HtmlExp]) → [a] → WuiSpec a`

A widget to select a value from a given list of values via a radio button. The current value should be contained in the value list and is preselected. The first argument is a mapping from values into HTML expressions that are shown for each item after the radio button.

`wRadioBool :: [HtmlExp] → [HtmlExp] → WuiSpec Bool`

A widget to select a Boolean value via a radio button. The arguments are the lists of HTML expressions that are shown after the True and False radio buttons, respectively.

`wPair :: WuiSpec a → WuiSpec b → WuiSpec (a,b)`

WUI combinator for pairs.

`wCons2 :: (a → b → c) → WuiSpec a → WuiSpec b → WuiSpec c`

WUI combinator for constructors of arity 2. The first argument is the binary constructor. The second and third arguments are the WUI specifications for the argument types.

`wTriple :: WuiSpec a → WuiSpec b → WuiSpec c → WuiSpec (a,b,c)`

WUI combinator for triples.

`wCons3 :: (a → b → c → d) → WuiSpec a → WuiSpec b → WuiSpec c → WuiSpec d`

WUI combinator for constructors of arity 3. The first argument is the ternary constructor. The further arguments are the WUI specifications for the argument types.

`w4Tuple :: WuiSpec a → WuiSpec b → WuiSpec c → WuiSpec d → WuiSpec (a,b,c,d)`

WUI combinator for tuples of arity 4.

`wCons4 :: (a → b → c → d → e) → WuiSpec a → WuiSpec b → WuiSpec c → WuiSpec d → WuiSpec e`

WUI combinator for constructors of arity 4. The first argument is the ternary constructor. The further arguments are the WUI specifications for the argument types.

`w5Tuple :: WuiSpec a → WuiSpec b → WuiSpec c → WuiSpec d → WuiSpec e → WuiSpec (a,b,c,d,e)`

WUI combinator for tuples of arity 5.

`wCons5 :: (a → b → c → d → e → f) → WuiSpec a → WuiSpec b → WuiSpec c → WuiSpec d → WuiSpec e → WuiSpec f`

WUI combinator for constructors of arity 5. The first argument is the ternary constructor. The further arguments are the WUI specifications for the argument types.

`w6Tuple :: WuiSpec a → WuiSpec b → WuiSpec c → WuiSpec d → WuiSpec e → WuiSpec f → WuiSpec (a,b,c,d,e,f)`

WUI combinator for tuples of arity 6.

`wCons6 :: (a → b → c → d → e → f → g) → WuiSpec a → WuiSpec b → WuiSpec c → WuiSpec d → WuiSpec e → WuiSpec f → WuiSpec g`

WUI combinator for constructors of arity 6. The first argument is the ternary constructor. The further arguments are the WUI specifications for the argument types.

```
w7Tuple :: WuiSpec a → WuiSpec b → WuiSpec c → WuiSpec d → WuiSpec e →
WuiSpec f → WuiSpec g → WuiSpec (a,b,c,d,e,f,g)
```

WUI combinator for tuples of arity 7.

```
wCons7 :: (a → b → c → d → e → f → g → h) → WuiSpec a → WuiSpec b →
WuiSpec c → WuiSpec d → WuiSpec e → WuiSpec f → WuiSpec g → WuiSpec h
```

WUI combinator for constructors of arity 7. The first argument is the ternary constructor. The further arguments are the WUI specifications for the argument types.

```
w8Tuple :: WuiSpec a → WuiSpec b → WuiSpec c → WuiSpec d → WuiSpec e →
WuiSpec f → WuiSpec g → WuiSpec h → WuiSpec (a,b,c,d,e,f,g,h)
```

WUI combinator for tuples of arity 8.

```
wCons8 :: (a → b → c → d → e → f → g → h → i) → WuiSpec a → WuiSpec b
→ WuiSpec c → WuiSpec d → WuiSpec e → WuiSpec f → WuiSpec g → WuiSpec h →
WuiSpec i
```

WUI combinator for constructors of arity 8. The first argument is the ternary constructor. The further arguments are the WUI specifications for the argument types.

```
w9Tuple :: WuiSpec a → WuiSpec b → WuiSpec c → WuiSpec d → WuiSpec e →
WuiSpec f → WuiSpec g → WuiSpec h → WuiSpec i → WuiSpec (a,b,c,d,e,f,g,h,i)
```

WUI combinator for tuples of arity 9.

```
wCons9 :: (a → b → c → d → e → f → g → h → i → j) → WuiSpec a → WuiSpec
b → WuiSpec c → WuiSpec d → WuiSpec e → WuiSpec f → WuiSpec g → WuiSpec h →
WuiSpec i → WuiSpec j
```

WUI combinator for constructors of arity 9. The first argument is the ternary constructor. The further arguments are the WUI specifications for the argument types.

```
w10Tuple :: WuiSpec a → WuiSpec b → WuiSpec c → WuiSpec d → WuiSpec e
→ WuiSpec f → WuiSpec g → WuiSpec h → WuiSpec i → WuiSpec j → WuiSpec
(a,b,c,d,e,f,g,h,i,j)
```

WUI combinator for tuples of arity 10.

```
wCons10 :: (a → b → c → d → e → f → g → h → i → j → k) → WuiSpec a →
WuiSpec b → WuiSpec c → WuiSpec d → WuiSpec e → WuiSpec f → WuiSpec g →
WuiSpec h → WuiSpec i → WuiSpec j → WuiSpec k
```

WUI combinator for constructors of arity 10. The first argument is the ternary constructor. The further arguments are the WUI specifications for the argument types.

```
w11Tuple :: WuiSpec a → WuiSpec b → WuiSpec c → WuiSpec d → WuiSpec e →
WuiSpec f → WuiSpec g → WuiSpec h → WuiSpec i → WuiSpec j → WuiSpec k →
WuiSpec (a,b,c,d,e,f,g,h,i,j,k)
```

WUI combinator for tuples of arity 11.

```
wCons11 :: (a → b → c → d → e → f → g → h → i → j → k → l) → WuiSpec a
→ WuiSpec b → WuiSpec c → WuiSpec d → WuiSpec e → WuiSpec f → WuiSpec g →
WuiSpec h → WuiSpec i → WuiSpec j → WuiSpec k → WuiSpec l
```

WUI combinator for constructors of arity 11. The first argument is the ternary constructor. The further arguments are the WUI specifications for the argument types.

```
wList :: WuiSpec a → WuiSpec [a]
```

WUI combinator for list structures where the list elements are vertically aligned in a table.

```
wListWithHeadings :: [String] → WuiSpec a → WuiSpec [a]
```

Add headings to a standard WUI for list structures:

```
wHList :: WuiSpec a → WuiSpec [a]
```

WUI combinator for list structures where the list elements are horizontally aligned in a table.

```
wMatrix :: WuiSpec a → WuiSpec [[a]]
```

WUI for matrices, i.e., list of list of elements visualized as a matrix.

```
wMaybe :: WuiSpec Bool → WuiSpec a → a → WuiSpec (Maybe a)
```

WUI for Maybe values. It is constructed from a WUI for Booleans and a WUI for the potential values. Nothing corresponds to a selection of False in the Boolean WUI. The value WUI is shown after the Boolean WUI.

```
wCheckMaybe :: WuiSpec a → [HtmlExp] → a → WuiSpec (Maybe a)
```

A WUI for Maybe values where a check box is used to select Just. The value WUI is shown after the check box.

```
wRadioMaybe :: WuiSpec a → [HtmlExp] → [HtmlExp] → a → WuiSpec (Maybe a)
```

A WUI for Maybe values where radio buttons are used to switch between Nothing and Just. The value WUI is shown after the radio button WUI.

```
wEither :: WuiSpec a → WuiSpec b → WuiSpec (Either a b)
```

WUI for union types. Here we provide only the implementation for Either types since other types with more alternatives can be easily reduced to this case.

```
wTree :: WuiSpec a → WuiSpec (WTree a)
```

WUI for tree types. The rendering specifies the rendering of inner nodes. Leaves are shown with their default rendering.

```
mainWUI :: WuiSpec a → a → (a → IO HtmlForm) → IO HtmlForm
```

Generates an HTML form from a WUI data specification, an initial value and an update form.

```
wui2html :: WuiSpec a → a → (a → IO HtmlForm) → (HtmlExp, WuiHandler)
```

Generates HTML editors and a handler from a WUI data specification, an initial value and an update form.

```
wuiInForm :: WuiSpec a → a → (a → IO HtmlForm) → (HtmlExp → WuiHandler →  
HtmlForm) → IO HtmlForm
```

Puts a WUI into a HTML form containing "holes" for the WUI and the handler.

```
wuiWithErrorForm :: WuiSpec a → a → (a → IO HtmlForm) → (HtmlExp → WuiHandler  
→ HtmlForm) → (HtmlExp, WuiHandler)
```

Generates HTML editors and a handler from a WUI data specification, an initial value and an update form. In addition to `wui2html`, we can provide a skeleton form used to show illegal inputs.

A.4.6 Library URL

Library for dealing with URLs (Uniform Resource Locators).

Exported functions:

```
getContentsOfUrl :: String → IO String
```

Reads the contents of a document located by a URL. This action requires that the program "wget" is in your path, otherwise the implementation must be adapted to the local installation.

A.4.7 Library XML

Library for processing XML data.

Warning: the structure of this library is not stable and might be changed in the future!

Exported types:

```
data XmlExp
```

The data type for representing XML expressions.

Exported constructors:

- `XText :: String → XmlExp`
`XText` - a text string (PCDATA)
- `XElem :: String → [(String,String)] → [XmlExp] → XmlExp`
`XElem` - an XML element with tag field, attributes, and a list of XML elements as contents

`data Encoding`

The data type for encodings used in the XML document.

Exported constructors:

- `StandardEnc :: Encoding`
- `Iso88591Enc :: Encoding`

`data XmlDocParams`

The data type for XML document parameters.

Exported constructors:

- `Enc :: Encoding → XmlDocParams`
`Enc` - the encoding for a document
- `DtdUrl :: String → XmlDocParams`
`DtdUrl` - the url of the DTD for a document

Exported functions:

`txtxt :: String → XmlExp`

Basic text (maybe containing special XML chars).

`xml :: String → [XmlExp] → XmlExp`

XML element without attributes.

`writeXmlFile :: String → XmlExp → IO ()`

Writes a file with a given XML document.

`writeXmlFileWithParams :: String → [XmlDocParams] → XmlExp → IO ()`

Writes a file with a given XML document and XML parameters.

`showXmlDoc :: XmlExp → String`

Show an XML document in indented format as a string.

`showXmlDocWithParams :: [XmlDocParams] → XmlExp → String`

`readXmlFile :: String → IO XmlExp`

Reads a file with an XML document and returns the corresponding XML expression.

`readUnsafeXmlFile :: String → IO (Maybe XmlExp)`

Tries to read a file with an XML document and returns the corresponding XML expression, if possible. If file or parse errors occur, Nothing is returned.

`readFileWithXmlDocs :: String → IO [XmlExp]`

Reads a file with an arbitrary sequence of XML documents and returns the list of corresponding XML expressions.

`parseXmlString :: String → [XmlExp]`

Transforms an XML string into a list of XML expressions. If the XML string is a well structured document, the list of XML expressions should contain exactly one element.

`textOfXml :: [XmlExp] → String`

Extracts the textual contents of a list of XML expressions. Useful auxiliary function when transforming XML expression into other data structures.

For instance, `textOfXml [XText "xy", XElem "a" [] [], XText "ab"] == "xyab"`

`updateXmlFile :: (XmlExp → XmlExp) → String → IO ()`

An action that updates the contents of an XML file by some transformation on the XML document.

A.4.8 Library XmlConv

Provides type-based combinators to construct XML converters. Arbitrary XML data can be represented as algebraic datatypes and vice versa. See [here](http://www-ps.informatik.uni-kiel.de/~sebf/projects/xmlconv/)¹⁵ for a description of this library.

Exported types:

`type XmlReads a = ([(String,String)], [XmlExp]) → (a, ([(String,String)], [XmlExp]))`

Type of functions that consume some XML data to compute a result

`type XmlShows a = a → ([(String,String)], [XmlExp]) → ([(String,String)], [XmlExp])`

Type of functions that extend XML data corresponding to a given value

`type XElemConv a = XmlConv Repeatable Elem a`

Type of converters for XML elements

¹⁵<http://www-ps.informatik.uni-kiel.de/~sebf/projects/xmlconv/>


```
type XAttrConv a = XmlConv NotRepeatable NoElem a
```

Type of converters for attributes

```
type XPrimConv a = XmlConv NotRepeatable NoElem a
```

Type of converters for primitive values

```
type XOptConv a = XmlConv NotRepeatable NoElem a
```

Type of converters for optional values

```
type XRepConv a = XmlConv NotRepeatable NoElem a
```

Type of converters for repetitions

Exported functions:

```
xmlReads :: XmlConv a b c → ([ (String,String) ], [XmlExp]) →  
(c, ([ (String,String) ], [XmlExp]))
```

Takes an XML converter and returns a function that consumes XML data and returns the remaining data along with the result.

```
xmlShows :: XmlConv a b c → c → ([ (String,String) ], [XmlExp]) →  
([ (String,String) ], [XmlExp])
```

Takes an XML converter and returns a function that extends XML data with the representation of a given value.

```
xmlRead :: XmlConv a Elem b → XmlExp → b
```

Takes an XML converter and an XML expression and returns a corresponding Curry value.

```
xmlShow :: XmlConv a Elem b → b → XmlExp
```

Takes an XML converter and a value and returns a corresponding XML expression.

```
int :: XmlConv NotRepeatable NoElem Int
```

Creates an XML converter for integer values. Integer values must not be used in repetitions and do not represent XML elements.

```
float :: XmlConv NotRepeatable NoElem Float
```

Creates an XML converter for float values. Float values must not be used in repetitions and do not represent XML elements.

```
char :: XmlConv NotRepeatable NoElem Char
```

Creates an XML converter for character values. Character values must not be used in repetitions and do not represent XML elements.

`string :: XmlConv NotRepeatable NoElem String`

Creates an XML converter for string values. String values must not be used in repetitions and do not represent XML elements.

`(!) :: XmlConv a b c → XmlConv a b c → XmlConv a b c`

Parallel composition of XML converters.

`element :: String → XmlConv a b c → XmlConv Repeatable Elem c`

Takes an arbitrary XML converter and returns a converter representing an XML element that contains the corresponding data. XML elements may be used in repetitions.

`empty :: a → XmlConv NotRepeatable NoElem a`

Takes a value and returns an XML converter for this value which is not represented as XML data. Empty XML data must not be used in repetitions and does not represent an XML element.

`attr :: String → (String → a, a → String) → XmlConv NotRepeatable NoElem a`

Takes a name and string conversion functions and returns an XML converter that represents an attribute. Attributes must not be used in repetitions and do not represent an XML element.

`adapt :: (a → b, b → a) → XmlConv c d a → XmlConv c d b`

Converts between arbitrary XML converters for different types.

`opt :: XmlConv a b c → XmlConv NotRepeatable NoElem (Maybe c)`

Creates a converter for arbitrary optional XML data. Optional XML data must not be used in repetitions and does not represent an XML element.

`rep :: XmlConv Repeatable a b → XmlConv NotRepeatable NoElem [b]`

Takes an XML converter representing repeatable data and returns an XML converter that represents repetitions of this data. Repetitions must not be used in other repetitions and do not represent XML elements.

`aInt :: String → XmlConv NotRepeatable NoElem Int`

Creates an XML converter for integer attributes. Integer attributes must not be used in repetitions and do not represent XML elements.

`aFloat :: String → XmlConv NotRepeatable NoElem Float`

Creates an XML converter for float attributes. Float attributes must not be used in repetitions and do not represent XML elements.

`aChar :: String → XmlConv NotRepeatable NoElem Char`

Creates an XML converter for character attributes. Character attributes must not be used in repetitions and do not represent XML elements.

`aString :: String → XmlConv NotRepeatable NoElem String`

Creates an XML converter for string attributes. String attributes must not be used in repetitions and do not represent XML elements.

`aBool :: String → String → String → XmlConv NotRepeatable NoElem Bool`

Creates an XML converter for boolean attributes. Boolean attributes must not be used in repetitions and do not represent XML elements.

`eInt :: String → XmlConv Repeatable Elem Int`

Creates an XML converter for integer elements. Integer elements may be used in repetitions.

`eFloat :: String → XmlConv Repeatable Elem Float`

Creates an XML converter for float elements. Float elements may be used in repetitions.

`eChar :: String → XmlConv Repeatable Elem Char`

Creates an XML converter for character elements. Character elements may be used in repetitions.

`eString :: String → XmlConv Repeatable Elem String`

Creates an XML converter for string elements. String elements may be used in repetitions.

`eBool :: String → String → XmlConv Repeatable Elem Bool`

Creates an XML converter for boolean elements. Boolean elements may be used in repetitions.

`eEmpty :: String → a → XmlConv Repeatable Elem a`

Takes a name and a value and creates an empty XML element that represents the given value. The created element may be used in repetitions.

`eOpt :: String → XmlConv a b c → XmlConv Repeatable Elem (Maybe c)`

Creates an XML converter that represents an element containing optional XML data. The created element may be used in repetitions.

`eRep :: String → XmlConv Repeatable a b → XmlConv Repeatable Elem [b]`

Creates an XML converter that represents an element containing repeated XML data. The created element may be used in repetitions.

`seq1 :: (a → b) → XmlConv c d a → XmlConv c NoElem b`

Creates an XML converter representing a sequence of arbitrary XML data. The sequence must not be used in repetitions and does not represent an XML element.

```
repSeq1 :: (a → b) → XmlConv Repeatable c a → XmlConv NotRepeatable NoElem [b]
```

Creates an XML converter that represents a repetition of a sequence of repeatable XML data. The repetition may be used in other repetitions but does not represent an XML element. This combinator is provided because converters for repeatable sequences cannot be constructed by the seq combinators.

```
eSeq1 :: String → (a → b) → XmlConv c d a → XmlConv Repeatable Elem b
```

Creates an XML converter for compound values represented as an XML element with children that correspond to the values components. The element can be used in repetitions.

```
eRepSeq1 :: String → (a → b) → XmlConv Repeatable c a → XmlConv Repeatable Elem [b]
```

Creates an XML converter for repetitions of sequences represented as an XML element that can be used in repetitions.

```
seq2 :: (a → b → c) → XmlConv d e a → XmlConv f g b → XmlConv NotRepeatable NoElem c
```

Creates an XML converter representing a sequence of arbitrary XML data. The sequence must not be used in repetitions and does not represent an XML element.

```
repSeq2 :: (a → b → c) → XmlConv Repeatable d a → XmlConv Repeatable e b → XmlConv NotRepeatable NoElem [c]
```

Creates an XML converter that represents a repetition of a sequence of repeatable XML data. The repetition may be used in other repetitions and does not represent an XML element. This combinator is provided because converters for repeatable sequences cannot be constructed by the seq combinators.

```
eSeq2 :: String → (a → b → c) → XmlConv d e a → XmlConv f g b → XmlConv Repeatable Elem c
```

Creates an XML converter for compound values represented as an XML element with children that correspond to the values components. The element can be used in repetitions.

```
eRepSeq2 :: String → (a → b → c) → XmlConv Repeatable d a → XmlConv Repeatable e b → XmlConv Repeatable Elem [c]
```

Creates an XML converter for repetitions of sequences represented as an XML element that can be used in repetitions.

```
seq3 :: (a → b → c → d) → XmlConv e f a → XmlConv g h b → XmlConv i j c → XmlConv NotRepeatable NoElem d
```

Creates an XML converter representing a sequence of arbitrary XML data. The sequence must not be used in repetitions and does not represent an XML element.

```
repSeq3 :: (a → b → c → d) → XmlConv Repeatable e a → XmlConv Repeatable f b
→ XmlConv Repeatable g c → XmlConv NotRepeatable NoElem [d]
```

Creates an XML converter that represents a repetition of a sequence of repeatable XML data. The repetition may be used in other repetitions and does not represent an XML element. This combinator is provided because converters for repeatable sequences cannot be constructed by the seq combinators.

```
eSeq3 :: String → (a → b → c → d) → XmlConv e f a → XmlConv g h b → XmlConv
i j c → XmlConv Repeatable Elem d
```

Creates an XML converter for compound values represented as an XML element with children that correspond to the values components. The element can be used in repetitions.

```
eRepSeq3 :: String → (a → b → c → d) → XmlConv Repeatable e a → XmlConv
Repeatable f b → XmlConv Repeatable g c → XmlConv Repeatable Elem [d]
```

Creates an XML converter for repetitions of sequences represented as an XML element that can be used in repetitions.

```
seq4 :: (a → b → c → d → e) → XmlConv f g a → XmlConv h i b → XmlConv j k c
→ XmlConv l m d → XmlConv NotRepeatable NoElem e
```

Creates an XML converter representing a sequence of arbitrary XML data. The sequence must not be used in repetitions and does not represent an XML element.

```
repSeq4 :: (a → b → c → d → e) → XmlConv Repeatable f a → XmlConv Repeatable
g b → XmlConv Repeatable h c → XmlConv Repeatable i d → XmlConv NotRepeatable
NoElem [e]
```

Creates an XML converter that represents a repetition of a sequence of repeatable XML data. The repetition may be used in other repetitions and does not represent an XML element. This combinator is provided because converters for repeatable sequences cannot be constructed by the seq combinators.

```
eSeq4 :: String → (a → b → c → d → e) → XmlConv f g a → XmlConv h i b →
XmlConv j k c → XmlConv l m d → XmlConv Repeatable Elem e
```

Creates an XML converter for compound values represented as an XML element with children that correspond to the values components. The element can be used in repetitions.

```
eRepSeq4 :: String → (a → b → c → d → e) → XmlConv Repeatable f a → XmlConv
Repeatable g b → XmlConv Repeatable h c → XmlConv Repeatable i d → XmlConv
Repeatable Elem [e]
```

Creates an XML converter for repetitions of sequences represented as an XML element that can be used in repetitions.

```
seq5 :: (a → b → c → d → e → f) → XmlConv g h a → XmlConv i j b → XmlConv
k l c → XmlConv m n d → XmlConv o p e → XmlConv NotRepeatable NoElem f
```

Creates an XML converter representing a sequence of arbitrary XML data. The sequence must not be used in repetitions and does not represent an XML element.

```
repSeq5 :: (a → b → c → d → e → f) → XmlConv Repeatable g a → XmlConv
Repeatable h b → XmlConv Repeatable i c → XmlConv Repeatable j d → XmlConv
Repeatable k e → XmlConv NotRepeatable NoElem [f]
```

Creates an XML converter that represents a repetition of a sequence of repeatable XML data. The repetition may be used in other repetitions and does not represent an XML element. This combinator is provided because converters for repeatable sequences cannot be constructed by the seq combinators.

```
eSeq5 :: String → (a → b → c → d → e → f) → XmlConv g h a → XmlConv i j b
→ XmlConv k l c → XmlConv m n d → XmlConv o p e → XmlConv Repeatable Elem f
```

Creates an XML converter for compound values represented as an XML element with children that correspond to the values components. The element can be used in repetitions.

```
eRepSeq5 :: String → (a → b → c → d → e → f) → XmlConv Repeatable g a →
XmlConv Repeatable h b → XmlConv Repeatable i c → XmlConv Repeatable j d →
XmlConv Repeatable k e → XmlConv Repeatable Elem [f]
```

Creates an XML converter for repetitions of sequences represented as an XML element that can be used in repetitions.

```
seq6 :: (a → b → c → d → e → f → g) → XmlConv h i a → XmlConv j k b →
XmlConv l m c → XmlConv n o d → XmlConv p q e → XmlConv r s f → XmlConv
NotRepeatable NoElem g
```

Creates an XML converter representing a sequence of arbitrary XML data. The sequence must not be used in repetitions and does not represent an XML element.

```
repSeq6 :: (a → b → c → d → e → f → g) → XmlConv Repeatable h a → XmlConv
Repeatable i b → XmlConv Repeatable j c → XmlConv Repeatable k d → XmlConv
Repeatable l e → XmlConv Repeatable m f → XmlConv NotRepeatable NoElem [g]
```

Creates an XML converter that represents a repetition of a sequence of repeatable XML data. The repetition may be used in other repetitions and does not represent an XML element. This combinator is provided because converters for repeatable sequences cannot be constructed by the seq combinators.

```
eSeq6 :: String → (a → b → c → d → e → f → g) → XmlConv h i a → XmlConv j
k b → XmlConv l m c → XmlConv n o d → XmlConv p q e → XmlConv r s f → XmlConv
Repeatable Elem g
```

Creates an XML converter for compound values represented as an XML element with children that correspond to the values components. The element can be used in repetitions.

```
eRepSeq6 :: String → (a → b → c → d → e → f → g) → XmlConv Repeatable h a
→ XmlConv Repeatable i b → XmlConv Repeatable j c → XmlConv Repeatable k d →
XmlConv Repeatable l e → XmlConv Repeatable m f → XmlConv Repeatable Elem [g]
```

Creates an XML converter for repetitions of sequences represented as an XML element that can be used in repetitions.

A.5 Libraries for Meta-Programming

A.5.1 Library AbstractCurry

Library to support meta-programming in Curry.

This library contains a definition for representing Curry programs in Curry (type "CurryProg") and an I/O action to read Curry programs and transform them into this abstract representation (function "readCurry").

Note this defines a slightly new format for AbstractCurry in comparison to the first proposal of 2003.

Assumption: an abstract Curry program is stored in file with extension .acy

Exported types:

```
type QName = (String,String)
```

The data type for representing qualified names. In AbstractCurry all names are qualified to avoid name clashes. The first component is the module name and the second component the unqualified name as it occurs in the source program.

```
type CTVarIName = (Int,String)
```

The data type for representing type variables. They are represented by (i,n) where i is a type variable index which is unique inside a function and n is a name (if possible, the name written in the source program).

```
type CVarIName = (Int,String)
```

Data types for representing object variables. Object variables occurring in expressions are represented by (Var i) where i is a variable index.

```
data CurryProg
```

Data type for representing a Curry module in the intermediate form. A value of this data type has the form (CProg modname imports typedecls functions opdecls) where modname: name of this module, imports: list of modules names that are imported, typedecls, opdecls, functions: see below

Exported constructors:

- `CurryProg :: String → [String] → [CTypeDecl] → [CFuncDecl] → [COpDecl] → CurryProg`

`data CVisibility`

Exported constructors:

- `Public :: CVisibility`
- `Private :: CVisibility`

`data CTypeDecl`

Data type for representing definitions of algebraic data types and type synonyms.

A data type definition of the form

`data t x1...xn = ... | c t1...tkc | ...`

is represented by the Curry term

`(CType t v [i1,...,in] [...(CCons c kc v [t1,...,tkc])...])`

where each i_j is the index of the type variable x_j .

Note: the type variable indices are unique inside each type declaration and are usually numbered from 0

Thus, a data type declaration consists of the name of the data type, a list of type parameters and a list of constructor declarations.

Exported constructors:

- `CType :: (String,String) → CVisibility → [(Int,String)] → [CConsDecl] → CTypeDecl`
- `CTypeSyn :: (String,String) → CVisibility → [(Int,String)] → CTypeExpr → CTypeDecl`

`data CConsDecl`

A constructor declaration consists of the name and arity of the constructor and a list of the argument types of the constructor.

Exported constructors:

- `CCons :: (String,String) → Int → CVisibility → [CTypeExpr] → CConsDecl`

`data CTypeExpr`

Data type for type expressions. A type expression is either a type variable, a function type, or a type constructor application.

Note: the names of the predefined type constructors are "Int", "Float", "Bool", "Char", "IO", "Success", "()" (unit type), "(,...)" (tuple types), "[]" (list type)

Exported constructors:

- `CTVar :: (Int,String) → CTypeExpr`
- `CFuncType :: CTypeExpr → CTypeExpr → CTypeExpr`
- `CTCons :: (String,String) → [CTypeExpr] → CTypeExpr`

`data COpDecl`

Data type for operator declarations. An operator declaration "fix p n" in Curry corresponds to the AbstractCurry term (COp n fix p).

Exported constructors:

- `COp :: (String,String) → CFixity → Int → COpDecl`

`data CFixity`

Exported constructors:

- `CInfixOp :: CFixity`
- `CInfixlOp :: CFixity`
- `CInfixrOp :: CFixity`

`data CFuncDecl`

Data type for representing function declarations.

A function declaration in FlatCurry is a term of the form

`(CFunc name arity visibility type (CRules eval [CRule rule1,...,rulek]))`

and represents the function `name` defined by the rules `rule1,...,rulek`.

Note: the variable indices are unique inside each rule

External functions are represented as `(CFunc name arity type (CExternal s))` where `s` is the external name associated to this function.

Thus, a function declaration consists of the name, arity, type, and a list of rules.

Exported constructors:

- `CFunc :: (String,String) → Int → CVisibility → CTypeExpr → CRules → CFuncDecl`

`data CRules`

A rule is either a list of formal parameters together with an expression (i.e., a rule in flat form), a list of general program rules with an evaluation annotation, or it is externally defined

Exported constructors:

- `CRules :: CEvalAnnot → [CRule] → CRules`
- `CExternal :: String → CRules`

`data CEvalAnnot`

Data type for classifying evaluation annotations for functions. They can be either flexible (default), rigid, or choice.

Exported constructors:

- `CFlex :: CEvalAnnot`
- `CRigid :: CEvalAnnot`
- `CChoice :: CEvalAnnot`

`data CRule`

The most general form of a rule. It consists of a list of patterns (left-hand side), a list of guards ("success" if not present in the source text) with their corresponding right-hand sides, and a list of local declarations.

Exported constructors:

- `CRule :: [CPattern] → [(CEvalAnnot, CExpr)] → [CLocalDecl] → CRule`

`data CLocalDecl`

Data type for representing local (let/where) declarations

Exported constructors:

- `CLocalFunc :: CFuncDecl → CLocalDecl`
- `CLocalPat :: CPattern → CExpr → [CLocalDecl] → CLocalDecl`
- `CLocalVar :: (Int, String) → CLocalDecl`

`data CExpr`

Data type for representing Curry expressions.

Exported constructors:

- `CVar :: (Int, String) → CExpr`
- `CLit :: CLiteral → CExpr`
- `CSymbol :: (String, String) → CExpr`

- `CApply :: CExpr → CExpr → CExpr`
- `CLambda :: [CPattern] → CExpr → CExpr`
- `CLetDecl :: [CLocalDecl] → CExpr → CExpr`
- `CDoExpr :: [CStatement] → CExpr`
- `CListComp :: CExpr → [CStatement] → CExpr`
- `CCase :: CExpr → [CBranchExpr] → CExpr`

`data CStatement`

Data type for representing statements in do expressions and list comprehensions.

Exported constructors:

- `CSEExpr :: CExpr → CStatement`
- `CSPat :: CPattern → CExpr → CStatement`
- `CSLet :: [CLocalDecl] → CStatement`

`data CPattern`

Data type for representing pattern expressions.

Exported constructors:

- `CPVar :: (Int,String) → CPattern`
- `CPLit :: CLiteral → CPattern`
- `CPComb :: (String,String) → [CPattern] → CPattern`
- `CPAs :: (Int,String) → CPattern → CPattern`
- `CPFuncComb :: (String,String) → [CPattern] → CPattern`

`data CBranchExpr`

Data type for representing branches in case expressions.

Exported constructors:

- `CBranch :: CPattern → CExpr → CBranchExpr`

`data CLiteral`

Data type for representing literals occurring in an expression. It is either an integer, a float, or a character constant.

Exported constructors:

- `CIntc :: Int → CLiteral`
- `CFloatc :: Float → CLiteral`
- `CCharc :: Char → CLiteral`

Exported functions:

`readCurry :: String → IO CurryProg`

I/O action which parses a Curry program and returns the corresponding typed Abstract Curry program. Thus, the argument is the file name without suffix `".curry"` or `".lcurry"` and the result is a Curry term representing this program.

`readUntypedCurry :: String → IO CurryProg`

I/O action which parses a Curry program and returns the corresponding untyped Abstract Curry program. Thus, the argument is the file name without suffix `".curry"` or `".lcurry"` and the result is a Curry term representing this program.

`readCurryWithParseOptions :: String → FrontendParams → IO CurryProg`

I/O action which reads a typed Curry program from a file (with extension `".acy"`) with respect to some parser options. This I/O action is used by the standard action `readCurry`. It is currently predefined only in `Curry2Prolog`.

`readUntypedCurryWithParseOptions :: String → FrontendParams → IO CurryProg`

I/O action which reads an untyped Curry program from a file (with extension `".uacy"`) with respect to some parser options. For more details see function `'readCurryWithParseOptions'`

`readAbstractCurryFile :: String → IO CurryProg`

I/O action which reads an AbstractCurry program from a file in `".acy"` format. In contrast to `readCurry`, this action does not parse a source program. Thus, the argument must be the name of an existing file (with suffix `".acy"`) containing an AbstractCurry program in `".acy"` format and the result is a Curry term representing this program. It is currently predefined only in `Curry2Prolog`.

`writeAbstractCurryFile :: String → CurryProg → IO ()`

Writes an AbstractCurry program into a file in `".acy"` format. The first argument must be the name of the target file (with suffix `".acy"`).

A.5.2 Library AbstractCurryPrinter

A pretty printer for AbstractCurry programs.

This library defines a function `"showProg"` that shows an AbstractCurry program in standard Curry syntax.

Exported functions:

`showProg :: CurryProg → String`

Shows an AbstractCurry program in standard Curry syntax. Export: public functions and if all constructors are public, types with constructors otherwise only types

`showTypeDecls :: [CTypeDecl] → String`

Shows a list of AbstractCurry type declarations in standard Curry syntax.

`showTypeDecl :: CTypeDecl → String`

Shows an AbstractCurry type declaration in standard Curry syntax.

`showTypeExpr :: Bool → CTypeExpr → String`

Shows an AbstractCurry type expression in standard Curry syntax. If the first argument is True, the type expression is enclosed in brackets.

`showFuncDecl :: CFuncDecl → String`

Shows an AbstractCurry function declaration in standard Curry syntax.

`showExpr :: CExpr → String`

Shows an AbstractCurry expression in standard Curry syntax.

`showPattern :: CPattern → String`

A.5.3 Library CompactFlatCurry

This module contains functions to reduce the size of FlatCurry programs by combining the main module and all imports into a single program that contains only the functions directly or indirectly called from a set of main functions.

Exported types:

`data Option`

Options to guide the compactification process.

Exported constructors:

- `Verbose :: Option`

Verbose - for more output

- `Main :: String → Option`

Main - optimize for one main (unqualified!) function supplied here

- `Exports :: Option`

Exports - optimize w.r.t. the exported functions of the module only

- `InitFuncs :: [(String,String)] → Option`

InitFuncs - optimize w.r.t. given list of initially required functions

- `Required :: [RequiredSpec] → Option`

`Required` - list of functions that are implicitly required and, thus, should not be deleted if the corresponding module is imported

- `Import :: String → Option`

`Import` - module that should always be imported (useful in combination with option `InitFuncs`)

`data RequiredSpec`

Data type to specify requirements of functions.

Exported constructors:

Exported functions:

`requires :: (String,String) → (String,String) → RequiredSpec`

(fun 'requires' reqfun) specifies that the use of the function "fun" implies the application of function "reqfun".

`alwaysRequired :: (String,String) → RequiredSpec`

(alwaysRequired fun) specifies that the function "fun" should be always present if the corresponding module is loaded.

`defaultRequired :: [RequiredSpec]`

Functions that are implicitly required in a FlatCurry program (since they might be generated by external functions like "==" or "==" on the fly).

`generateCompactFlatCurryFile :: [Option] → String → String → IO ()`

Computes a single FlatCurry program containing all functions potentially called from a set of main functions and writes it into a FlatCurry file. This is done by merging all imported FlatCurry modules and removing the imported functions that are definitely not used.

`computeCompactFlatCurry :: [Option] → String → IO Prog`

Computes a single FlatCurry program containing all functions potentially called from a set of main functions. This is done by merging all imported FlatCurry modules (these are loaded demand-driven so that modules that contains no potentially called functions are not loaded) and removing the imported functions that are definitely not used.

A.5.4 Library CurryStringClassifier

The Curry string classifier is a simple tool to process strings containing Curry source code. The source string is classified into the following categories:

- (1) moduleHead - module interface, imports, operators
- (2) code - the part where the actual program is defined
- (3) big comment - parts enclosed in {- ... -}
- (4) small comment - from "—" to the end of a line
- (5) text - a string, i.e. text enclosed in "..."
- (6) letter - the given string is the representation of a character
- (7) meta - containing information for meta programming

For an example to use the state scanner cf. addtypes, the tool to add function types to a given program.

Exported types:

```
type Tokens = [Token]
```

```
data Token
```

The different categories to classify the source code.

Exported constructors:

- SmallComment :: String → Token
- BigComment :: String → Token
- Text :: String → Token
- Letter :: String → Token
- Code :: String → Token
- ModuleHead :: String → Token
- Meta :: String → Token

Exported functions:

```
isSmallComment :: Token → Bool
```

test for category "SmallComment"

```
isBigComment :: Token → Bool
```

test for category "BigComment"

```
isComment :: Token → Bool
```

```

    test if given token is a comment (big or small)

isText :: Token → Bool

    test for category "Text" (String)

isLetter :: Token → Bool

    test for category "Letter" (Char)

isCode :: Token → Bool

    test for category "Code"

isModuleHead :: Token → Bool

    test for category "ModuleHead", ie imports and operator declarations

isMeta :: Token → Bool

    test for category "Meta", ie between {+ and +}

scan :: String → [Token]

    Divides the given string into the six categories. For applications it is important to
    know whether a given part of code is at the beginning of a line or in the middle. The
    state scanner organizes the code in such a way that every string categorized as "Code"
    always starts in the middle of a line.

plainCode :: [Token] → String

    Yields the program code without comments (but with the line breaks for small com-
    ments).

unscan :: [Token] → String

    Inverse function of scan, i.e., unscan (scan x) = x. unscan is used to yield a program
    after changing the list of tokens.

readScan :: String → IO [Token]

    return tokens for given filename

testScan :: String → IO ()

    test whether (unscan . scan) is identity

```

A.5.5 Library FlatCurry

Library to support meta-programming in Curry.

This library contains a definition for representing FlatCurry programs in Curry (type "Prog") and an I/O action to read Curry programs and transform them into this representation (function "readFlatCurry").

Exported types:

`type QName = (String,String)`

The data type for representing qualified names. In FlatCurry all names are qualified to avoid name clashes. The first component is the module name and the second component the unqualified name as it occurs in the source program.

`type TVarIndex = Int`

The data type for representing type variables. They are represented by (TVar i) where i is a type variable index.

`type VarIndex = Int`

Data type for representing object variables. Object variables occurring in expressions are represented by (Var i) where i is a variable index.

`data Prog`

Data type for representing a Curry module in the intermediate form. A value of this data type has the form (Prog modname imports typedecls opdecls functions translation_table) where modname: name of this module, imports: list of modules names that are imported, typedecls, opdecls, functions, translation of type names and constructor/function names: see below

Exported constructors:

- `Prog :: String → [String] → [TypeDecl] → [FuncDecl] → [OpDecl] → Prog`

`data Visibility`

Data type to specify the visibility of various entities.

Exported constructors:

- `Public :: Visibility`
- `Private :: Visibility`

`data TypeDecl`

Data type for representing definitions of algebraic data types.

A data type definition of the form

`data t x1...xn = ... | c t1....tkc | ...`

is represented by the FlatCurry term

`(Type t [i1,...,in] [...(Cons c kc [t1,...,tkc])...])`

where each i_j is the index of the type variable x_j .

Note: the type variable indices are unique inside each type declaration and are usually numbered from 0

Thus, a data type declaration consists of the name of the data type, a list of type parameters and a list of constructor declarations.

Exported constructors:

- `Type :: (String,String) → Visibility → [Int] → [ConsDecl] → TypeDecl`
- `TypeSyn :: (String,String) → Visibility → [Int] → TypeExpr → TypeDecl`

`data ConsDecl`

A constructor declaration consists of the name and arity of the constructor and a list of the argument types of the constructor.

Exported constructors:

- `Cons :: (String,String) → Int → Visibility → [TypeExpr] → ConsDecl`

`data TypeExpr`

Data type for type expressions. A type expression is either a type variable, a function type, or a type constructor application.

Note: the names of the predefined type constructors are "Int", "Float", "Bool", "Char", "IO", "Success", "()" (unit type), "(,...)" (tuple types), "[]" (list type)

Exported constructors:

- `TVar :: Int → TypeExpr`
- `FuncType :: TypeExpr → TypeExpr → TypeExpr`
- `TCons :: (String,String) → [TypeExpr] → TypeExpr`

`data OpDecl`

Data type for operator declarations. An operator declaration "fix p n" in Curry corresponds to the FlatCurry term (Op n fix p).

Exported constructors:

- `Op :: (String,String) → Fixity → Int → OpDecl`

`data Fixity`

Data types for the different choices for the fixity of an operator.

Exported constructors:

- `InfixOp :: Fixity`
- `InfixlOp :: Fixity`
- `InfixrOp :: Fixity`

`data FuncDecl`

Data type for representing function declarations.

A function declaration in FlatCurry is a term of the form

`(Func name arity type (Rule [i_1,...,i_arity] e))`

and represents the function "name" with definition

`name :: type`

`name x_1...x_arity = e`

where each `i_j` is the index of the variable `x_j`.

Note: the variable indices are unique inside each function declaration and are usually numbered from 0

External functions are represented as `(Func name arity type (External s))` where `s` is the external name associated to this function.

Thus, a function declaration consists of the name, arity, type, and rule.

Exported constructors:

- `Func :: (String,String) → Int → Visibility → TypeExpr → Rule → FuncDecl`

`data Rule`

A rule is either a list of formal parameters together with an expression or an "External" tag.

Exported constructors:

- `Rule :: [Int] → Expr → Rule`
- `External :: String → Rule`

`data CaseType`

Data type for classifying case expressions. Case expressions can be either flexible or rigid in Curry.

Exported constructors:

- `Rigid :: CaseType`
- `Flex :: CaseType`

`data CombType`

Data type for classifying combinations (i.e., a function/constructor applied to some arguments).

Exported constructors:

- `FuncCall :: CombType`

`FuncCall` - a call to a function where all arguments are provided

- `ConsCall :: CombType`

`ConsCall` - a call with a constructor at the top, all arguments are provided

- `FuncPartCall :: Int → CombType`

`FuncPartCall` - a partial call to a function (i.e., not all arguments are provided) where the parameter is the number of missing arguments

- `ConsPartCall :: Int → CombType`

`ConsPartCall` - a partial call to a constructor (i.e., not all arguments are provided) where the parameter is the number of missing arguments

`data Expr`

Data type for representing expressions.

Remarks:

1. if-then-else expressions are represented as function calls:

`(if e1 then e2 else e3)`

is represented as

`(Comb FuncCall ("Prelude","if_then_else") [e1,e2,e3])`

2. Higher-order applications are represented as calls to the (external) function "apply". For instance, the rule

`app f x = f x`

is represented as

`(Rule [0,1] (Comb FuncCall ("Prelude","apply") [Var 0, Var 1]))`

3. A conditional rule is represented as a call to an external function "cond" where the first argument is the condition (a constraint). For instance, the rule

`equal2 x | x:=2 = success`

is represented as

`(Rule [0] (Comb FuncCall ("Prelude","cond") [Comb FuncCall ("Prelude","=") [Var 0, Lit (Intc 2)], Comb FuncCall ("Prelude","success") []]))`

Exported constructors:

- `Var :: Int → Expr`

`Var` - variable (represented by unique index)

- `Lit :: Literal → Expr`

`Lit` - literal (Integer/Float/Char constant)

- `Comb :: CombType → (String,String) → [Expr] → Expr`
`Comb` - application (`f e1 ... en`) of function/constructor `f` with $n \leq \text{arity}(f)$
- `Let :: [(Int,Expr)] → Expr → Expr`
- `Free :: [Int] → Expr → Expr`
`Free` - introduction of free local variables
- `Or :: Expr → Expr → Expr`
`Or` - disjunction of two expressions (used to translate rules with overlapping left-hand sides)
- `Case :: CaseType → Expr → [BranchExpr] → Expr`
`Case` - case distinction (rigid or flex)

`data BranchExpr`

Data type for representing branches in a case expression.

Branches "`(m.c x1...xn) -> e`" in case expressions are represented as

`(Branch (Pattern (m,c) [i1,...,in]) e)`

where each `ij` is the index of the pattern variable `xj`, or as

`(Branch (LPattern (Intc i)) e)`

for integers as branch patterns (similarly for other literals like float or character constants).

Exported constructors:

- `Branch :: Pattern → Expr → BranchExpr`

`data Pattern`

Data type for representing patterns in case expressions.

Exported constructors:

- `Pattern :: (String,String) → [Int] → Pattern`
- `LPattern :: Literal → Pattern`

`data Literal`

Data type for representing literals occurring in an expression or case branch. It is either an integer, a float, or a character constant.

Exported constructors:

- `Intc :: Int → Literal`
- `Floatc :: Float → Literal`
- `Charc :: Char → Literal`

Exported functions:

`readFlatCurry :: String → IO Prog`

I/O action which parses a Curry program and returns the corresponding FlatCurry program. Thus, the argument is the file name without suffix `".curry"` (or `".lcurry"`) and the result is a FlatCurry term representing this program.

`readFlatCurryWithParseOptions :: String → FrontendParams → IO Prog`

I/O action which reads a FlatCurry program from a file with respect to some parser options. This I/O action is used by the standard action `readFlatCurry`. It is currently predefined only in Curry2Prolog.

`readFlatCurryFile :: String → IO Prog`

I/O action which reads a FlatCurry program from a file in `".fcy"` format. In contrast to `readFlatCurry`, this action does not parse a source program. Thus, the argument must be the name of an existing file (with suffix `".fcy"`) containing a FlatCurry program in `".fcy"` format and the result is a FlatCurry term representing this program.

`readFlatCurryInt :: String → IO Prog`

I/O action which returns the interface of a Curry program, i.e., a FlatCurry program containing only "Public" entities and function definitions without rules (i.e., external functions). The argument is the file name without suffix `".curry"` (or `".lcurry"`) and the result is a FlatCurry term representing the interface of this program.

`writeFCY :: String → Prog → IO ()`

Writes a FlatCurry program into a file in `".fcy"` format. The first argument must be the name of the target file (with suffix `".fcy"`).

`showQNameInModule :: String → (String,String) → String`

Translates a given qualified type name into external name relative to a module. Thus, names not defined in this module (except for names defined in the prelude) are prefixed with their module name.

A.5.6 Library FlatCurryGoodies

This library provides selector functions, test and update operations as well as some useful auxiliary functions for FlatCurry data terms. Most of the provided functions are based on general transformation functions that replace constructors with user-defined functions. For recursive datatypes the transformations are defined inductively over the term structure. This is quite usual for transformations on FlatCurry terms, so the provided functions can be used to implement specific transformations without having to explicitly state the recursion. Essentially, the tedious part of such transformations - descend in fairly complex term structures - is abstracted away, which hopefully makes the code more clear and brief.

Exported types:

```
type Update a b = (b → b) → a → a
```

Exported functions:

```
trProg :: (String → [String] → [TypeDecl] → [FuncDecl] → [OpDecl] → a) →  
Prog → a
```

transform program

```
progName :: Prog → String
```

get name from program

```
progImports :: Prog → [String]
```

get imports from program

```
progTypes :: Prog → [TypeDecl]
```

get type declarations from program

```
progFuncs :: Prog → [FuncDecl]
```

get functions from program

```
progOps :: Prog → [OpDecl]
```

get infix operators from program

```
updProg :: (String → String) → ([String] → [String]) → ([TypeDecl] →  
[TypeDecl]) → ([FuncDecl] → [FuncDecl]) → ([OpDecl] → [OpDecl]) → Prog →  
Prog
```

update program

```
updProgName :: (String → String) → Prog → Prog
```

update name of program

```
updProgImports :: ([String] → [String]) → Prog → Prog
```

update imports of program

```
updProgTypes :: ([TypeDecl] → [TypeDecl]) → Prog → Prog
```

update type declarations of program

```
updProgFuncs :: ([FuncDecl] → [FuncDecl]) → Prog → Prog
```

update functions of program

```

updProgOps :: ([OpDecl] → [OpDecl]) → Prog → Prog
    update infix operators of program

allVarsInProg :: Prog → [Int]
    get all program variables (also from patterns)

updProgExps :: (Expr → Expr) → Prog → Prog
    lift transformation on expressions to program

rnmAllVarsInProg :: (Int → Int) → Prog → Prog
    rename programs variables

updQNamesInProg :: ((String,String) → (String,String)) → Prog → Prog
    update all qualified names in program

rnmProg :: String → Prog → Prog
    rename program (update name of and all qualified names in program)

trType :: ((String,String) → Visibility → [Int] → [ConsDecl] → a) →
  ((String,String) → Visibility → [Int] → TypeExpr → a) → TypeDecl → a
    transform type declaration

typeName :: TypeDecl → (String,String)
    get name of type declaration

typeVisibility :: TypeDecl → Visibility
    get visibility of type declaration

typeParams :: TypeDecl → [Int]
    get type parameters of type declaration

typeConsDecls :: TypeDecl → [ConsDecl]
    get constructor declarations from type declaration

typeSyn :: TypeDecl → TypeExpr
    get synonym of type declaration

isTypeSyn :: TypeDecl → Bool
    is type declaration a type synonym?

updType :: ((String,String) → (String,String)) → (Visibility → Visibility)
  → ([Int] → [Int]) → ([ConsDecl] → [ConsDecl]) → (TypeExpr → TypeExpr) →
  TypeDecl → TypeDecl

```


update type declaration

```
updTypeName :: ((String,String) → (String,String)) → TypeDecl → TypeDecl
```

update name of type declaration

```
updTypeVisibility :: (Visibility → Visibility) → TypeDecl → TypeDecl
```

update visibility of type declaration

```
updTypeParams :: ([Int] → [Int]) → TypeDecl → TypeDecl
```

update type parameters of type declaration

```
updTypeConsDecls :: ([ConsDecl] → [ConsDecl]) → TypeDecl → TypeDecl
```

update constructor declarations of type declaration

```
updTypeSynonym :: (TypeExpr → TypeExpr) → TypeDecl → TypeDecl
```

update synonym of type declaration

```
updQNamesInType :: ((String,String) → (String,String)) → TypeDecl → TypeDecl
```

update all qualified names in type declaration

```
trCons :: ((String,String) → Int → Visibility → [TypeExpr] → a) → ConsDecl → a
```

transform constructor declaration

```
consName :: ConsDecl → (String,String)
```

get name of constructor declaration

```
consArity :: ConsDecl → Int
```

get arity of constructor declaration

```
consVisibility :: ConsDecl → Visibility
```

get visibility of constructor declaration

```
consArgs :: ConsDecl → [TypeExpr]
```

get arguments of constructor declaration

```
updCons :: ((String,String) → (String,String)) → (Int → Int) → (Visibility → Visibility) → ([TypeExpr] → [TypeExpr]) → ConsDecl → ConsDecl
```

update constructor declaration

```
updConsName :: ((String,String) → (String,String)) → ConsDecl → ConsDecl
```

update name of constructor declaration

```

updConsArity :: (Int → Int) → ConsDecl → ConsDecl
    update arity of constructor declaration

updConsVisibility :: (Visibility → Visibility) → ConsDecl → ConsDecl
    update visibility of constructor declaration

updConsArgs :: ([TypeExpr] → [TypeExpr]) → ConsDecl → ConsDecl
    update arguments of constructor declaration

updQNamesInConsDecl :: ((String,String) → (String,String)) → ConsDecl →
ConsDecl
    update all qualified names in constructor declaration

tVarIndex :: TypeExpr → Int
    get index from type variable

domain :: TypeExpr → TypeExpr
    get domain from functional type

range :: TypeExpr → TypeExpr
    get range from functional type

tConsName :: TypeExpr → (String,String)
    get name from constructed type

tConsArgs :: TypeExpr → [TypeExpr]
    get arguments from constructed type

trTypeExpr :: (Int → a) → ((String,String) → [a] → a) → (a → a → a) →
TypeExpr → a
    transform type expression

isTVar :: TypeExpr → Bool
    is type expression a type variable?

isTCons :: TypeExpr → Bool
    is type declaration a constructed type?

isFuncType :: TypeExpr → Bool
    is type declaration a functional type?

updTVars :: (Int → TypeExpr) → TypeExpr → TypeExpr

```

update all type variables

```
updTCons :: ((String,String) → [TypeExpr] → TypeExpr) → TypeExpr → TypeExpr
```

update all type constructors

```
updFuncTypes :: (TypeExpr → TypeExpr → TypeExpr) → TypeExpr → TypeExpr
```

update all functional types

```
argTypes :: TypeExpr → [TypeExpr]
```

get argument types from functional type

```
resultType :: TypeExpr → TypeExpr
```

get result type from (nested) functional type

```
rnmAllVarsInTypeExpr :: (Int → Int) → TypeExpr → TypeExpr
```

rename variables in type expression

```
updQNamesInTypeExpr :: ((String,String) → (String,String)) → TypeExpr → TypeExpr
```

update all qualified names in type expression

```
trOp :: ((String,String) → Fixity → Int → a) → OpDecl → a
```

transform operator declaration

```
opName :: OpDecl → (String,String)
```

get name from operator declaration

```
opFixity :: OpDecl → Fixity
```

get fixity of operator declaration

```
opPrecedence :: OpDecl → Int
```

get precedence of operator declaration

```
updOp :: ((String,String) → (String,String)) → (Fixity → Fixity) → (Int → Int) → OpDecl → OpDecl
```

update operator declaration

```
updOpName :: ((String,String) → (String,String)) → OpDecl → OpDecl
```

update name of operator declaration

```
updOpFixity :: (Fixity → Fixity) → OpDecl → OpDecl
```

update fixity of operator declaration

```

updOpPrecedence :: (Int → Int) → OpDecl → OpDecl
    update precedence of operator declaration

trFunc :: ((String,String) → Int → Visibility → TypeExpr → Rule → a) →
FuncDecl → a
    transform function

funcName :: FuncDecl → (String,String)
    get name of function

funcAry :: FuncDecl → Int
    get arity of function

funcVisibility :: FuncDecl → Visibility
    get visibility of function

funcType :: FuncDecl → TypeExpr
    get type of function

funcRule :: FuncDecl → Rule
    get rule of function

updFunc :: ((String,String) → (String,String)) → (Int → Int) → (Visibility →
Visibility) → (TypeExpr → TypeExpr) → (Rule → Rule) → FuncDecl → FuncDecl
    update function

updFuncName :: ((String,String) → (String,String)) → FuncDecl → FuncDecl
    update name of function

updFuncAry :: (Int → Int) → FuncDecl → FuncDecl
    update arity of function

updFuncVisibility :: (Visibility → Visibility) → FuncDecl → FuncDecl
    update visibility of function

updFuncType :: (TypeExpr → TypeExpr) → FuncDecl → FuncDecl
    update type of function

updFuncRule :: (Rule → Rule) → FuncDecl → FuncDecl
    update rule of function

isExternal :: FuncDecl → Bool

```

is function externally defined?

```
allVarsInFunc :: FuncDecl → [Int]
```

get variable names in a function declaration

```
funcArgs :: FuncDecl → [Int]
```

get arguments of function, if not externally defined

```
funcBody :: FuncDecl → Expr
```

get body of function, if not externally defined

```
funcRHS :: FuncDecl → [Expr]
```



```
renmAllVarsInFunc :: (Int → Int) → FuncDecl → FuncDecl
```

rename all variables in function

```
updQNamesInFunc :: ((String,String) → (String,String)) → FuncDecl → FuncDecl
```

update all qualified names in function

```
updFuncArgs :: ([Int] → [Int]) → FuncDecl → FuncDecl
```

update arguments of function, if not externally defined

```
updFuncBody :: (Expr → Expr) → FuncDecl → FuncDecl
```

update body of function, if not externally defined

```
trRule :: ([Int] → Expr → a) → (String → a) → Rule → a
```

transform rule

```
ruleArgs :: Rule → [Int]
```

get rules arguments if it's not external

```
ruleBody :: Rule → Expr
```

get rules body if it's not external

```
ruleExtDecl :: Rule → String
```

get rules external declaration

```
isRuleExternal :: Rule → Bool
```

is rule external?

```
updRule :: ([Int] → [Int]) → (Expr → Expr) → (String → String) → Rule → Rule
```

```

    update rule

updRuleArgs :: ([Int] → [Int]) → Rule → Rule

    update rules arguments

updRuleBody :: (Expr → Expr) → Rule → Rule

    update rules body

updRuleExtDecl :: (String → String) → Rule → Rule

    update rules external declaration

allVarsInRule :: Rule → [Int]

    get variable names in a functions rule

rnmAllVarsInRule :: (Int → Int) → Rule → Rule

    rename all variables in rule

updQNamesInRule :: ((String,String) → (String,String)) → Rule → Rule

    update all qualified names in rule

trCombType :: a → (Int → a) → a → (Int → a) → CombType → a

    transform combination type

isCombTypeFuncCall :: CombType → Bool

    is type of combination FuncCall?

isCombTypeFuncPartCall :: CombType → Bool

    is type of combination FuncPartCall?

isCombTypeConsCall :: CombType → Bool

    is type of combination ConsCall?

isCombTypeConsPartCall :: CombType → Bool

    is type of combination ConsPartCall?

missingArgs :: CombType → Int

varNr :: Expr → Int

    get internal number of variable

literal :: Expr → Literal

```

get literal if expression is literal expression

`combType :: Expr → CombType`

get combination type of a combined expression

`combName :: Expr → (String,String)`

get name of a combined expression

`combArgs :: Expr → [Expr]`

get arguments of a combined expression

`missingCombArgs :: Expr → Int`

get number of missing arguments if expression is combined

`letBinds :: Expr → [(Int,Expr)]`

get indices of variables in let declaration

`letBody :: Expr → Expr`

get body of let declaration

`freeVars :: Expr → [Int]`

get variable indices from declaration of free variables

`freeExpr :: Expr → Expr`

get expression from declaration of free variables

`orExps :: Expr → [Expr]`

get expressions from or-expression

`caseType :: Expr → CaseType`

get case-type of case expression

`caseExpr :: Expr → Expr`

get scrutinee of case expression

`caseBranches :: Expr → [BranchExpr]`

get branch expressions from case expression

`isVar :: Expr → Bool`

is expression a variable?

`isLit :: Expr → Bool`

is expression a literal expression?

`isComb :: Expr → Bool`

is expression combined?

`isLet :: Expr → Bool`

is expression a let expression?

`isFree :: Expr → Bool`

is expression a declaration of free variables?

`isOr :: Expr → Bool`

is expression an or-expression?

`isCase :: Expr → Bool`

is expression a case expression?

`trExpr :: (Int → a) → (Literal → a) → (CombType → (String,String) → [a] → a) → ([(Int,a)] → a → a) → ([Int] → a → a) → (a → a → a) → (CaseType → a → [b] → a) → (Pattern → a → b) → Expr → a`

transform expression

`updVars :: (Int → Expr) → Expr → Expr`

update all variables in given expression

`updLiterals :: (Literal → Expr) → Expr → Expr`

update all literals in given expression

`updCombs :: (CombType → (String,String) → [Expr] → Expr) → Expr → Expr`

update all combined expressions in given expression

`updLets :: ([(Int,Expr)] → Expr → Expr) → Expr → Expr`

update all let expressions in given expression

`updFrees :: ([Int] → Expr → Expr) → Expr → Expr`

update all free declarations in given expression

`updOrs :: (Expr → Expr → Expr) → Expr → Expr`

update all or expressions in given expression

`updCases :: (CaseType → Expr → [BranchExpr] → Expr) → Expr → Expr`

update all case expressions in given expression

`updBranches :: (Pattern → Expr → BranchExpr) → Expr → Expr`
 update all case branches in given expression

`isFuncCall :: Expr → Bool`
 is expression a call of a function where all arguments are provided?

`isFuncPartCall :: Expr → Bool`
 is expression a partial function call?

`isConsCall :: Expr → Bool`
 is expression a call of a constructor?

`isConsPartCall :: Expr → Bool`
 is expression a partial constructor call?

`isGround :: Expr → Bool`
 is expression fully evaluated?

`allVars :: Expr → [Int]`
 get all variables (also pattern variables) in expression

`rnmAllVars :: (Int → Int) → Expr → Expr`
 rename all variables (also in patterns) in expression

`updQNames :: ((String,String) → (String,String)) → Expr → Expr`
 update all qualified names in expression

`trBranch :: (Pattern → Expr → a) → BranchExpr → a`
 transform branch expression

`branchPattern :: BranchExpr → Pattern`
 get pattern from branch expression

`branchExpr :: BranchExpr → Expr`
 get expression from branch expression

`updBranch :: (Pattern → Pattern) → (Expr → Expr) → BranchExpr → BranchExpr`
 update branch expression

`updBranchPattern :: (Pattern → Pattern) → BranchExpr → BranchExpr`
 update pattern of branch expression

```

updBranchExpr :: (Expr → Expr) → BranchExpr → BranchExpr
    update expression of branch expression

trPattern :: ((String,String) → [Int] → a) → (Literal → a) → Pattern → a
    transform pattern

patCons :: Pattern → (String,String)
    get name from constructor pattern

patArgs :: Pattern → [Int]
    get arguments from constructor pattern

patLiteral :: Pattern → Literal
    get literal from literal pattern

isConsPattern :: Pattern → Bool
    is pattern a constructor pattern?

updPattern :: ((String,String) → (String,String)) → ([Int] → [Int]) → (Literal
→ Literal) → Pattern → Pattern
    update pattern

updPatCons :: ((String,String) → (String,String)) → Pattern → Pattern
    update constructors name of pattern

updPatArgs :: ([Int] → [Int]) → Pattern → Pattern
    update arguments of constructor pattern

updPatLiteral :: (Literal → Literal) → Pattern → Pattern
    update literal of pattern

patExpr :: Pattern → Expr
    build expression from pattern

```

A.5.7 Library FlatCurryRead

This library defines operations to read a FlatCurry programs or interfaces together with all its imported modules in the current load path.

Exported functions:

`readFlatCurryWithImports :: String → IO [Prog]`

Reads a FlatCurry program together with all its imported modules. The argument is the name of the main module (possibly with a directory prefix).

`readFlatCurryWithImportsInPath :: [String] → String → IO [Prog]`

Reads a FlatCurry program together with all its imported modules in a given load path. The arguments are a load path and the name of the main module.

`readFlatCurryIntWithImports :: String → IO [Prog]`

Reads a FlatCurry interface together with all its imported module interfaces. The argument is the name of the main module (possibly with a directory prefix). If there is no interface file but a FlatCurry file (suffix ".fcy"), the FlatCurry file is read instead of the interface.

`readFlatCurryIntWithImportsInPath :: [String] → String → IO [Prog]`

Reads a FlatCurry interface together with all its imported module interfaces in a given load path. The arguments are a load path and the name of the main module. If there is no interface file but a FlatCurry file (suffix ".fcy"), the FlatCurry file is read instead of the interface.

A.5.8 Library FlatCurryShow

Some tools to show FlatCurry programs.

This library contains

- show functions for a string representation of FlatCurry programs (`showFlatProg`, `showFlatType`, `showFlatFunc`)
- functions for showing FlatCurry (type) expressions in (almost) Curry syntax (`showCurryType`, `showCurryExpr`,...).

Exported functions:

`showFlatProg :: Prog → String`

Shows a FlatCurry program term as a string (with some pretty printing).

`showFlatType :: TypeDecl → String`

`showFlatFunc :: FuncDecl → String`

`showCurryType :: ((String,String) → String) → Bool → TypeExpr → String`

Shows a FlatCurry type in Curry syntax.

```
showCurryExpr :: ((String,String) → String) → Bool → Int → Expr → String
```

Shows a FlatCurry expressions in (almost) Curry syntax.

```
showCurryVar :: a → String
```

```
showCurryId :: String → String
```

Shows an identifier in Curry form. Thus, operators are enclosed in brackets.

A.5.9 Library FlatCurryTools

Note: This library has been renamed into FlatCurryShow. Look there for further documentation. This module is only included for backward compatibility and might be deleted in future releases. Note that the function "writeFLC" contained in previous releases is no longer supported. Use Flat2Fcy.writeFCY instead and change file suffix into ".fcy"!

A.5.10 Library FlatCurryXML

This library contains functions to convert FlatCurry programs into corresponding XML expressions and vice versa. This can be used to store Curry programs in a way independent from PAKCS or to use the PAKCS back end by other systems.

Exported functions:

```
flatCurry2XmlFile :: Prog → String → IO ()
```

Transforms a FlatCurry program term into a corresponding XML file.

```
flatCurry2Xml :: Prog → XmlExp
```

Transforms a FlatCurry program term into a corresponding XML expression.

```
xmlFile2FlatCurry :: String → IO Prog
```

Reads an XML file with a FlatCurry program and returns the FlatCurry program.

```
xml2FlatCurry :: XmlExp → Prog
```

Transforms an XML term into a FlatCurry program.

A.5.11 Library FlexRigid

This library provides a function to compute the rigid/flex status of a FlatCurry expression (right-hand side of a function definition).

Exported types:

`data FlexRigidResult`

Datatype for representing a flex/rigid status of an expression.

Exported constructors:

- `UnknownFR :: FlexRigidResult`
- `ConflictFR :: FlexRigidResult`
- `KnownFlex :: FlexRigidResult`
- `KnownRigid :: FlexRigidResult`

Exported functions:

`getFlexRigid :: Expr → FlexRigidResult`

Computes the rigid/flex status of a FlatCurry expression. This function checks all cases in this expression. If the expression has rigid as well as flex cases (which cannot be the case for source level programs but might occur after some program transformations), the result `ConflictFR` is returned.

B Overview of the PAKCS Distribution

A schematic overview of the various components contained in the distribution of PAKCS and the translation process of programs inside PAKCS is shown in Figure 3 on page 174. In this figure, boxes denote different components of PAKCS and names in boldface denote files containing various intermediate representations during the translation process (see Section C below). The PAKCS distribution contains a common front end for reading (parsing and type checking) Curry programs and three different back ends for executing them:¹⁶

1. The **Curry2Prolog** compiler is currently the most efficient implementation of Curry inside PAKCS. Due to its simple user interface (e.g., it can be used without any knowledge about PAKCS and its translation process) and its advanced debugging features, we recommend the use of the Curry2Prolog compiler system for most applications. Therefore, the programming environment with the integrated Curry2Prolog compiler is available by the executable “**pakcs**” (see Section 1.1 for the general use of PAKCS). Moreover, it also contains constraint solvers for arithmetic constraints over real numbers and finite domain constraints, and further libraries for GUI programming, meta-programming etc. Currently, it does not implement encapsulated search in full generality (only a strict version of **findall** is supported), and concurrent threads are not executed in a fair manner.
2. The **Curry2Java** compiler [15] translates Curry programs into Java classes (to be precise, the Pizza extension [20] of Java is used). The most distinctive feature of this implementation is the use of Java threads to implement disjunctive computations at the top-level and concurrent conjunctions of constraints (i.e., it implements OR- and AND-parallelism via Java threads). These threads are executed in a fair manner in contrast to the Curry2Prolog compiler. Although the execution speed of the generated programs are acceptable for many applications, this implementation inherits the lack of efficiency of current Java implementations. In particular, the Java compiler needs a lot of time to translate Curry programs into JVM code.
3. The **TasteCurry Interpreter** is a slow but fairly complete implementation of Curry. It is an interpreter written in Prolog and does not implement sharing but uses pure term rewriting for executing programs. It should only be used to run smaller programs involving advanced language constructs like committed choice or encapsulated search. Since this interpreter is a non-sharing implementation, it often evaluates complex terms in a very inefficient way and computes, in the presence of non-deterministic functions, sometimes results which are not conform with the language definition.

C Auxiliary Files

During the translation and execution of a Curry program with PAKCS, various intermediate representations of the source program are created and stored in different files which are shortly explained in this section. If you only use the Curry2Prolog compiler system, the Curry2Java compiler, or

¹⁶Note that only the Curry2Prolog compiler will be installed in the standard installation. See Appendix D and E how to install the other back ends.

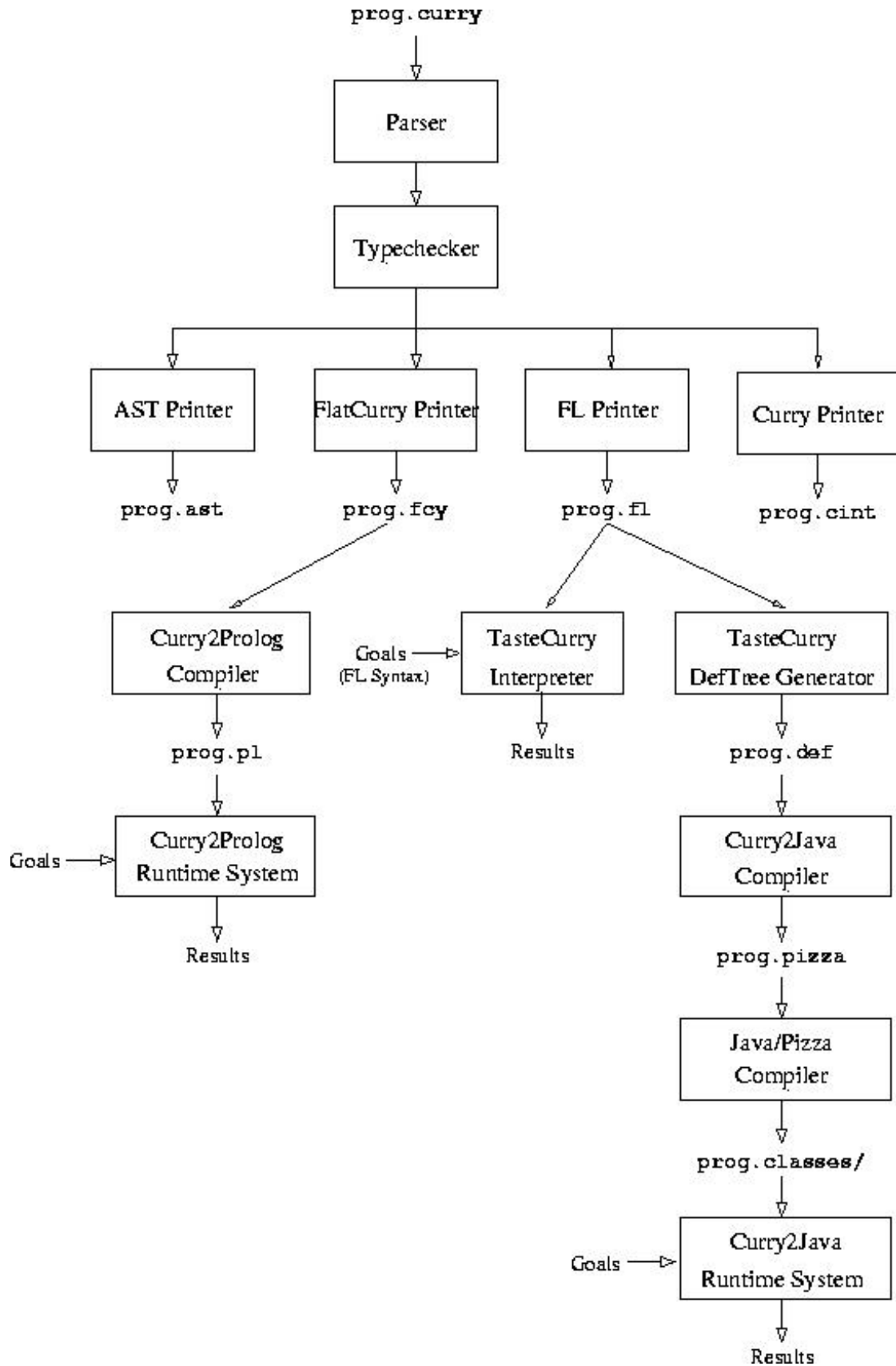


Figure 3: Overview of PAKCS

the TasteCurry interpreter, it is not necessary to know about these auxiliary files because they are automatically generated and updated. You should only remember the command for deleting all auxiliary files (“`cleancurry`”, see Section 1.1) to clean up your directories.

The various components of PAKCS create the following auxiliary files.

prog.fl: This file contains the Curry program translated into the internal TasteCurry syntax (see Section E.3). It is implicitly generated when the TasteCurry interpreter or the Curry2Java compiler is used. It can be also explicitly generated by the command

```
parsecurry --fl prog
```

prog.fcy: This file contains the Curry program in the so-called “FlatCurry” representation where all functions are global (i.e., lambda lifting has been performed) and pattern matching is translated into explicit case/or expressions (compare Appendix A.1.4). This representation might be useful for other back ends and compilers for Curry and is the basis doing meta-programming in Curry. This file is implicitly generated when a program is read by the Curry2Prolog compiler. It can be also explicitly generated by the command

```
parsecurry --flat prog
```

The FlatCurry representation of a Curry program is usually generated by the front-end after parsing, type checking and eliminating local declarations.

prog.fint: This file contains the interface of the program in the so-called “FlatCurry” representation, i.e., it is similar to `prog.fcy` but contains only exported entities and the bodies of all functions omitted (i.e., “external”). This representation is useful for providing a fast access to module interfaces. This file is implicitly generated by the command

```
parsecurry --flat prog
```

prog.pl: This file contains a Prolog program as the result of translating the Curry program with the Curry2Prolog compiler.

prog.po: This file contains the Prolog program `prog.pl` in an intermediate format for faster loading.

prog.state: This file contains the saved state after compiling and saving a program in the Curry2Prolog compiler (see Section 2.1).

prog.def: This file contains an intermediate representation of the Curry program which will be used by the Curry2Java compiler. This file is implicitly generated when a program is compiled with this compiler. It can be also explicitly generated by the command

```
parsecurry --def prog
```

prog.pizza: This implicitly generated file contains a Java (more precisely, Pizza) program as the result of translating the Curry program with the Curry2Java compiler.

prog.classes: This directory contains the JVM code of the compiled `prog.pizza` file.

D Curry2Java: A Compiler from Curry into Java

The Curry2Java compiler translates Curry programs into Java programs¹⁷ as described in [15] and contains a runtime system to execute the translated programs with different expressions. This compiler translates each defined Curry function into a Java class containing instructions of an abstract machine which is interpreted by the runtime system. Although this indirect execution is not highly efficient due to the current implementations of Java systems, it has several interesting features. The most distinctive one is the use of Java threads to implement disjunctive computations at the top-level and concurrent conjunctions of constraints (i.e., it implements OR- and AND-parallelism via Java threads). In particular, an infinite derivation branch at the top-level will not inhibit the computation of solutions by other alternative branches.

The Curry2Java can be installed by executing “`make curry2java`” in the installation directory of PAKCS. To start the Curry2Java system, go into the directory where you have stored your Curry program and execute the command

```
curry2java prog
```

(`curry2java` is a shell script usually stored in `pakcshome/bin` where `pakcshome` is the installation directory of PAKCS; see Section 1.1). This command reads the file `prog.curry` which must contain a Curry program (or, if `prog.curry` does not exist, the file `prog.fl` which must contain a program in internal TasteCurry syntax) and performs the following compilation steps:

1. Parse the program in `prog.curry` and translate it into a corresponding program in internal TasteCurry syntax which will be stored in `prog.fl`.
2. Read and check the program file `prog.fl` and generate an intermediate representation of all functions in `prog.def`.
3. Read the function definitions stored in `prog.def` and translate them into a Java (more precisely, Pizza) program `prog.pizza`.
4. Compile the program `prog.pizza` into Java bytecode (which is stored in the directory `prog.classes`) and start the runtime system.

After the successful compilation, you can type in an expression to be evaluated. Expressions have the usual Curry syntax but there are some restrictions for initial expressions in the Curry2Java runtime shell:

1. All *applications* must be written in the prefix notation “`f arg1 . . . argn`”, i.e., there are no infix operators. For instance, an arithmetic expression must be written in prefix notation like “`+ 3 (* 5 6)`”.
2. *Lists* can be written in the standard notation $[e_1, e_2, \dots, e_n]$. Thus, to increment all elements in a list, one can write “`map (+ 1) [3,4,5]`”. One can also use the constructor “`:`” for lists, i.e., the list `[3,4,5]` can be also written as “`: 1 (: 2 (: 3 []))`”. Since the character `]` can also occur in identifiers, *a separator must be inserted if the last element in a list is an identifier*, e.g., one must write “`[True,False]`”.

¹⁷More precisely, Curry2Java uses the Java extension Pizza.

3. The *concurrent conjunction of constraints* is written with the operator `/\` (and not with `&`). Furthermore, the symbol `=` is used instead of `==` for equational constraints. For instance, the constraint `x+x:=y & x:=3` is written in the Curry2Java runtime shell as `"/\ (= (+ x x) y) (= x 3)"`.

To leave the Curry2Java runtime system, type the end-of-file character (Ctrl-D).

Quiet mode. You can also execute the Curry2Java system in a “quiet” mode by

```
curry2java -q prog
```

If the program `prog` was already compiled in a previous session, then no system output is produced (except for the output computed in the Curry program). This option is useful if you want to write Curry programs which should act as a filter or which should only generate some textual output (e.g., in cgi scripts for WWW applications). For instance, if the file `hello.curry` contains the simple program

```
main = putStrLn "Hello world."
```

which was compiled by a previous `curry2java` command, then the Unix command `“echo main | curry2java -q hello”` echos the string `“Hello world.”` on the standard output. If the file `hello.curry` contains the program

```
main =
  putStrLn "Content-type: text/html" >>
  putStrLn "" >>
  putStrLn "<HTML>" >>
  putStrLn "Hello <B>world</B>.<P>" >>
  putStrLn "This web page is generated by a Curry program." >>
  putStrLn "</HTML>"
```

and you execute this program via your web browser (by loading a cgi script containing the shell commands `“echo main | curry2java -q hello”`) then the corresponding HTML page is produced by the Curry program.

Restrictions: Since the development of Curry2Java is no longer actively supported, the implemented subset of Curry is largely restricted.

E The TasteCurry Interpreter

E.1 How to Use the TasteCurry Interpreter

The TasteCurry interpreter can be installed by executing `“make tastecurry”` in the installation directory of PAKCS. To start the TasteCurry interpreter, go into the directory where you have stored your Curry program and execute the command `“tastecurry”` (it is a shell script stored in `pakcshome/bin` where `pakcshome` is the installation directory of PAKCS). When the interpreter is ready, you can type in the following commands:

<code>read prog.</code>	Load the file <code>prog.curry</code> which must contain a valid Curry program. If the name <code>prog</code> contains other characters than only lower case letters, it must be enclosed in single
-------------------------	---

quotes (e.g., `read 'a2b'.`). After successful loading and checking, all functions and types defined in this file (plus the functions defined in the prelude) are known to the interpreter, i.e., now you can evaluate expressions containing these functions and constructors.

If there is no file `prog.curry`, then the system searches for the file `prog.fl` which must contain a Curry program in the internal TasteCurry syntax (see Section E.3). If there exists a file `prog.curry`, it is translated into internal TasteCurry syntax which is subsequently stored in the file `prog.fl`.

<expression>. Evaluate the *<expression>* w.r.t. the functions defined in the current program. The *<expression>* must be written in the internal TasteCurry syntax (see Section E.3) and terminated by a dot. Before the expression is evaluated, it is checked whether it is well typed. The result (in general, a disjunctive expression which is not further reducible) is printed on the terminal.

trace. Show each reduction step, i.e., show all intermediate expressions occurring during the evaluation of an expression.

notrace. Turn off the `trace` mode.

single. Turn on the single step execution mode. In this mode, the evaluation of an expression is stopped after each reduction step and the user is asked how to proceed (see the options there).

nosingle. Turn off the `single` mode.

time. After the evaluation of an expression, show the time needed to evaluate this expression.

notime. Turn off the `time` mode.

opt. Generate optimal definitional trees when reading the next Curry program.

noopt. Turn off the `opt` mode.

type <expression>. Show the type of the expression *<expression>* (which must be written in the internal TasteCurry syntax, see Section E.3).

eval *f*. Show the definitional tree of the function *f*.

writeflat file. Write the FlatCurry representation (see Appendix A.1.4) of the Curry program read in before to the file `file.flat`.

writeprelude file. Write the FlatCurry representation of the prelude to the file `file.flat`.

exit. Leave the TasteCurry interpreter.

E.2 Restrictions on Curry Programs in the TasteCurry Interpreter

There is one additional minor restriction on Curry programs which are loaded into the TasteCurry interpreter.

The difference between *lowercase* and *uppercase letters* is significant in Curry. However, since the TasteCurry interpreter uses internally a Prolog like syntax (see below), the first character of function and constructor names is automatically transformed into a lowercase letter (this is important to know if you use the interactive TasteCurry interpreter, see below). Therefore, two different objects should not only differ in the case of their first letter. For instance, the following program produces a type error since the names `fun` and `Fun` are both converted into `fun` which causes a name clash in the TasteCurry interpreter:

```
fun = 0
Fun = True
```

E.3 Internal TasteCurry Syntax

Since the TasteCurry interpreter is implemented in Prolog and uses the Prolog parser for reading programs and expressions, Curry programs are parsed and translated into a Prolog-like syntax which is called *internal TasteCurry syntax* throughout this document. Since one can also write programs directly in this syntax (then the files must have the suffix `.fl`), we describe in the following the differences between Curry and the internal TasteCurry syntax:

- Every declaration (datatype, function type, and rule) must be terminated by a dot (`."`) followed by a blank or newline.
- The *names of functions, constructors and type constructors* must start with a lowercase letter followed by a sequence of letters and digits. The following predefined function names in Curry are different in TasteCurry:

```
= instead of ::=
/\ instead of &
{} instead of success
constraint instead of Success
```

There are some predefined names consisting of special characters which can be used as infix operators similarly to Curry (e.g., the type constructor `->`, and the functions `==`, `=`, `/\`, `&&`).

- The *names of extra variables*, i.e., variables which do not occur in arguments of the left-hand side of a rule, should start with an underscore (`"_"`) followed by a sequence of letters and digits. Otherwise, the TasteCurry interpreter will print a warning since this is a typical source of programming errors (typos in function names).
- The *application* of an object φ (type constructor, function, or data constructor) to n arguments a_1, \dots, a_n is written as $\varphi(a_1, \dots, a_n)$ (which is denoted in Curry by $\varphi\ a_1 \dots a_n$). If the first argument is not a simple name starting with a lowercase letter, the infix symbol `@` must be used to denote the application. For instance, if the function variable `F` should be applied

to some argument a , it *must* be written as $F@a$. $@$ associates to the left, i.e., an application of a variable F to two arguments a_1, a_2 can be written as $F@a_1@a_2$.

- A *datatype declaration* is written in the form

$$\text{data } t(A_1, \dots, A_n) = c_1(\tau_{11}, \dots, \tau_{1n_1}) ; \dots ; c_k(\tau_{k1}, \dots, \tau_{kn_k}).$$

where each τ_{ij} is a type expression built from the type variables A_1, \dots, A_n and some type constructors. In contrast to Curry, the single constructors are separated by “;” instead of “|”.

- The *type of lists* with elements of type t is denoted by $\text{list}(t)$. The data constructor of a non-empty list is the dot “.” (instead of “:”). This data constructor is not defined as an infix operator. $[X|Xs]$ is the notation for a non-empty list consisting of the head X and the tail Xs . Note that $[X|Xs]$ is equivalent to the expressions “.(X,Xs)” and “(.)@X@Xs”.
- *Characters* are identified with their ASCII values. Thus, the string “Hello” is identical to the integer list $[72, 101, 108, 108, 111]$. In particular, the standard monadic I/O actions for reading and writing characters or strings have in TasteCurry the types

```
getChar  :: io(int).
getLine  :: io(list(int)).
putChar  :: int      -> io(unit).
putStr   :: list(int) -> io(unit).
putStrLn :: list(int) -> io(unit).
```

- *Tuples* are not yet implemented. However, there is a data type `pair` which is predefined by the declaration

$$\text{data pair}(A,B) = (A,B).$$

Thus, $(1,2)$ denotes a pair of integers, and $(1,2,3)$ has type `pair(int,pair(int,int))` (i.e., the comma is a right-associative infix operator).

- *Constraints* must be always enclosed in curly brackets (for an example, see the definition of `member` in the next paragraph).
- In a *conditional rule*, the symbol “|” introducing the condition is replaced by “if”. For instance, the membership predicate based on list concatenation is defined in the internal TasteCurry syntax by

```
member :: T -> list(T) -> bool.
member(E,L)  if {append(_, [E|_])=L} = true.
```

- A *lambda abstraction* always abstracts a single variable. For instance, the anonymous function with two arguments that adds its arguments must be written in the form

$$\backslash X \rightarrow (\backslash Y \rightarrow X+Y)$$

In the initial expression (which is typed in after loading the program into the interpreter, see Section E.1), the use of lambda abstractions is even more restricted: in the initial expression, every subexpression of the form $\backslash X \rightarrow e$ must satisfy:

1. e must be of type **constraint**.
2. e does not contain any lambda abstraction.

This is enough to allow the use of search operators in initial expressions. Other uses of lambda abstractions must always be written into the program.

- *Local variables in constraints* are introduced by the keywords **local...in** inside the constraint. Thus, the Curry expression

```
let l1,l2 free in append l1 l2 ::= [0,1]
```

is written in the internal TasteCurry syntax in the form

```
{local [_l1,_l2] in append(_l1,_l2) = [0,1]}
```

The square brackets around the local variables are only necessary if there is more than one variable. Therefore, the Curry expression

```
let l free in append [0] l ::= [0,1]
```

can be written in TasteCurry as

```
{local _l in append([0],_l) = [0,1]}
```

- Instead of *where-clauses with free variables*, one has to introduce such free variables with the keyword **localIn** before the constraint. Thus, the Curry rule

```
last l | append xs [e] ::= l = e where xs,e free
```

is written in the internal TasteCurry syntax as

```
last(L) if [Xs,E] localIn {append(Xs,[E])=L} = E.
```

and the indeterministic merge function is written in the internal TasteCurry syntax as

```
merge :: list(A) -> list(A) -> list(A).
merge(L1,L2) = choice {L1=[]} -> L2;
                  {L2=[]} -> L1;
                  [E,R] localIn {L1=[E|R]} -> [E|merge(R,L2)];
                  [E,R] localIn {L2=[E|R]} -> [E|merge(L1,R)].
```

- *Positions in evaluation annotations* contain the separator “#” instead of the dot, e.g., the position 1.3.2 is denoted in the internal TasteCurry syntax by **1#3#2**.

The following function definitions (concatenation of lists and application of a function to all elements of a list) show further examples for the internal TasteCurry syntax.

```
append :: list(T) -> list(T) -> list(T).
append([],X)      = X.
append([X|Xs],Ys) = [X|append(Xs,Ys)].
```

```
map :: (T1->T2) -> list(T1) -> list(T2).
map(F,[])      = [].
map(F,[X|Xs])  = [F@X|map(F,Xs)].
```

Local Declarations

At the end of each defining equation for a function, local value and function declarations can be added by a *where clause*. A where clause is introduced by the keyword **where** followed by a semicolon-separated list of equations. Each equation defines either a local function (similar to top-level equations) or local variables (in this case the left-hand side must be a pattern). The newly introduced functions and variables can be used in the right-hand side of the equation where the where clause is added. Thus, a quicksort function by splitting the given list can be defined as follows:

```
split(E, []) = ([], []).
split(E, [X|Xs]) if E>=X = ([X|L], R)
                      if E<X  = (L, [X|R])
                      where (L,R) = split(E,Xs).

qsort([])      = [].
qsort([X|Xs]) = qsort(L) ++ [X|qsort(R)] where (L,R) = split(X,Xs).
```

Nested where clauses are not allowed. Furthermore, local declarations with patterns in the left-hand side should only contain in its right-hand side argument variables from the globally defined function and other global functions. The TasteCurry interpreter automatically translates all local declarations into global functions with additional arguments. Thus, the evaluation annotations for functions with local declarations look different from the original definition.

E.4 Modules in the TasteCurry Interpreter

In the current implementation of PAKCS, modules are only supported in the internal TasteCurry syntax. Moreover, the module system slightly differs from the module system described in the Curry report. Therefore, we give here a complete description of this module system in this section.

A *module* defines a collection of datatypes, constructors and functions which we call *entities* in the following. A module exports some of its entities which can be imported and used by other modules. An entity which is not exported is not accessible from other modules.

A Curry *program* is a collection of modules. There is one main module which is loaded into a Curry system. The modules imported by the main module are implicitly loaded but not visible to the user. After loading the main module, the user can evaluate expressions which contain entities exported by the main module.

There is one distinguished module, named **prelude**, which is implicitly imported into all programs. Thus, the entities defined in the prelude (basic functions for arithmetic, list processing etc.) can be always used.

A module always starts with the head which contains at least the name of the module, like

```
module stack.
```

If a program does not contain a module head, the *standard module head* “**module main.**” is implicitly inserted.

Without any further restrictions in the module head, all entities defined or imported in the module are exported. In order to restrict the exported entities of a module, an *export list* can be added to the module head. For instance, a module with the head

```
module stack(stackType, push, pop, newStack).
```

exports the entities `stackType`, `push`, `pop`, and `newStack`. An export list can contain the following entries:

1. Names of datatypes: This exports only the datatype defined in this module *but not* the constructors of the datatype. The export of a datatype without its constructors allows the definition of abstract datatypes.
2. Datatypes with constructors: If the export list contains the entry $\mathbf{t}(c_1, \dots, c_n)$, then \mathbf{t} must be a datatype defined in the module and c_1, \dots, c_n are constructors of this datatype. In this case, the datatype \mathbf{t} and the constructors c_1, \dots, c_n are exported by this module.
3. Datatypes with all constructors: If the export list contains the entry $\mathbf{t}(\dots)$, then \mathbf{t} must be a datatype defined in the module. In this case, the datatype \mathbf{t} and all constructors of this datatype are exported.
4. Names of functions: This exports the corresponding functions defined in this module. The types occurring in the argument and result type of this function are implicitly exported, otherwise the function may not be applicable outside this module.
5. Modules: The set of all entities imported from a module m into the current module (see below) can be exported by a single entry “(module m)” in the export list. For instance, if the head of the module `stack` is defined as above, the module head

```
module queue((module stack), enqueue, dequeue).
```

specifies that the module `queue` exports the entities `stackType`, `push`, `pop`, `newStack`, `enqueue`, and `dequeue`.

If the exported entities from imported modules should be further restricted, one can also add an export list to the exported module. This list can contain names of datatypes and functions imported from this module. If a datatype which is imported from another module is exported, the datatype is exported in the same way (i.e., with or without constructors) how it is imported into the current module. Thus, a further specification for the exported constructors is not necessary. For instance, the module head

```
module queue((module stack(stackType,newStack)), enqueue, dequeue).
```

specifies that the module `queue` exports the entities `stackType` and `newStack`, which are imported from `stack`, and `enqueue` and `dequeue`, which are defined in `queue`.

The entities exported by a module can be brought into the scope of another module by an `import` declaration. An import declaration consists of the name of the imported module and (optionally) a list of entities imported from that module. If the list of imported entities is omitted, all entities exported by that module are imported. For instance, the import declaration

```
import stack.
```

imports all entities exported by the module `stack`, whereas the declaration

```
import family(father, grandfather).
```

imports only the entities `father` and `grandfather` from the module `family`, provided that they are exported by `family`.

The names of all imported entities are available in the current module, i.e., they are equivalent to top-level declarations. It is not allowed to write new top-level declarations for an imported entity, but the names can be shadowed by local declarations inside a function definition. As a consequence, several imports can only import different names. For instance, the imports

```
module main.
import m1.
import m2.
```

are only allowed if the entities exported by `m1` and `m2` have different names. In case of conflicting names of imported entities, one can rename imported entities to solve the name conflicts. For instance, if both `m1` and `m2` exports functions named `f` and `g`, then the conflict can be resolved by the following imports:

```
module main.
import m1.
import m2 renaming f to m2_f.
      renaming g to m2_g.
```

In the subsequent body of this module, the name `f` refers to the entity exported by module `m1` and the name `m2_f` refers to the entity `f` exported by module `m2`. Only imported entities can be renamed, i.e., the import declaration

```
import m(f) renaming g to mg.
```

will cause an error. Only entities which are also exported can be renamed.

The import dependencies between modules must be *non-circular*, i.e., it is not allowed that module m_1 imports module m_2 and module m_2 also imports (directly or indirectly) module m_1 .

The explicit import of the prelude as a module is not allowed. For each module m , an interface stored in the file `m.int` is automatically generated. This interface describes all entities which are exported by the module, i.e., the datatypes with their exported constructors and the functions with their type declarations.

F Changing the Prelude or System Modules

The standard prelude, which is automatically imported into each Curry program, and all system modules containing datatypes and functions useful for application programming (cf. Appendix A) are stored in the system module directory “`pakcshome/lib`” (and its subdirectories). If you change any of these modules, you have to recompile the complete system by executing `make` in the directory `pakcshome`.

G External Functions

Currently, PAKCS has no general interface to external functions. Therefore, if a new external function should be added to the system, this function must be declared as `external` in the Curry source code and then an implementation for this external function must be inserted in the corresponding back end. An external function is defined as follows in the Curry source code:

1. Add a type declaration for the external function somewhere in the body of the appropriate file (usually, the prelude or some system module).
2. For external functions it is not allowed to define any rule since their semantics is determined by an external implementation. Instead of the defining rules, you have to write

```
f external
```

somewhere in the file containing the type declaration for the external function `f`.

For instance, the addition on integers can be declared as an external function as follows:

```
(+) :: Int -> Int -> Int
(+) external
```

The further modifications to be done for an inclusion of an external function depend on the corresponding back end. In the following we describe the insertion of new external functions in Curry2Prolog and in the TasteCurry interpreter.

G.1 External Functions in Curry2Prolog

A new external function is added to the Curry2Prolog compiler system by informing the compiler about the existence of an external function and adding an implementation of this function in the run-time system. Therefore, the following items must be added in the Curry2Prolog compiler system:

1. If the Curry module `Mod` contains external functions, there must be a file named `Mod.prim_c2p` containing the specification of these external functions. The contents of this file is in XML format and has the following general structure:¹⁸

```
<primitives>
  specification of external function f1
  ...
  specification of external function fn
</primitives>
```

The specification of an external function f with arity n has the form

```
<primitive name="f" arity="n">
  <library>lib</library>
  <entry>pred</entry>
</primitive>
```

where `lib` is the Prolog library (stored in the directory of the Curry module or in the global directory `pakcs/home/curry2prolog/lib_src`) containing the code implementing this function and `pred` is a predicate name in this library implementing this function. Note that the function f must be declared in module `Mod`: either as an external function or defined in Curry by equations. In the latter case, the Curry definition is not translated but calls to this function are redirected to the Prolog code specified above.

Furthermore, the list of specifications can also contain entries of the form

¹⁸<http://www.informatik.uni-kiel.de/~pakcs/primitives.dtd> contains a DTD describing the exact structure of these files.

```
<ignore name="f" arity="n" />
```

for functions f with arity n that are declared in module `Mod` but should be ignored for code generation, e.g., since they are never called w.r.t. to the current implementation of external functions. For instance, this is useful when functions that can be defined in Curry should be (usually more efficiently) are implemented as external functions.

Note that the arguments are passed in their current (possibly unevaluated) form. Thus, if the external function requires the arguments to be evaluated in a particular form, this must be done before calling the external function. For instance, the external function for adding two integers requires that both arguments must be evaluated to non-variable head normal form (which is identical to the ground constructor normal form). Therefore, the function “+” is specified in the prelude by

```
(+)    :: Int -> Int -> Int
x + y = (prim_Int_plus $# y) $# x

prim_Int_plus :: Int -> Int -> Int
prim_Int_plus external
```

where `prim_Int_plus` is the actual external function implementing the addition on integers. Consequently, the specification file `Prelude.prim_c2p` has an entry of the form

```
<primitive name="prim_Int_plus" arity="2">
  <library>prim_standard</library>
  <entry>prim_Int_plus</entry>
</primitive>
```

where the Prolog library `prim_standard.pl` contains the Prolog code implementing this function.

2. For most external functions, a *standard interface* is generated by the compiler so that an n -ary function can be implemented by an $(n + 1)$ -ary predicate where the last argument must be instantiated to the result of evaluating the function. The standard interface can be used if all arguments are ensured to be fully evaluated (e.g., see definition of `(+)` above) and no suspension control is necessary, i.e., it is ensured that the external function call does not suspend for all arguments. Otherwise, the raw interface (see below) must be used. For instance, the Prolog code implementing `prim_Int_plus` contained in the Prolog library `prim_standard.pl` is as follows (note that the arguments of `(+)` are passed in reverse order to `prim_Int_plus` in order to ensure a left-to-right evaluation of the original arguments by the calls to `($#)`):

```
prim_Int_plus(Y,X,R) :- R is X+Y.
```

3. The *standard interface for I/O actions*, i.e., external functions with result type `IO a`, assumes that the I/O action is implemented as a predicate (with a possible side effect) that instantiates the last argument to the returned value of type “`a`”. For instance, the primitive predicate `prim_getChar` implementing prelude I/O action `getChar` can be implemented by the Prolog code

```
prim_getChar(C) :- get_code(N), char_int(C,N).
```

where `char_int` is a predicate relating the internal Curry representation of a character with its ASCII value.

4. If some arguments passed to the external functions are not fully evaluated or the external function might suspend, the implementation must follow the structure of the Curry2Prolog run-time system by using the *raw interface*. In this case, the name of the external entry must be suffixed by “[raw]” in the `prim_c2p` file. For instance, if we want to use the raw interface for the external function `prim_Int_plus`, the specification file `Prelude.prim_c2p` must have an entry of the form

```
<primitive name="prim_Int_plus" arity="2">
  <library>prim_standard</library>
  <entry>prim_Int_plus[raw]</entry>
</primitive>
```

In the raw interface, the actual implementation of an n -ary external function consists of the definition of an $(n + 3)$ -ary predicate *pred*. The first n arguments are the corresponding actual arguments. The $(n + 1)$ -th argument is a free variable which must be instantiated to the result of the function call after successful execution. The last two arguments control the suspension behavior of the function (see [5] for more details): The code for the predicate *pred* should only be executed when the $(n + 2)$ -th argument is not free, i.e., this predicate has always the SICStus-Prolog block declaration

```
?- block pred(?,...,?,-,?).
```

In addition, typical external functions should suspend until the actual arguments are instantiated. This can be ensured by a call to `ensureNotFree` or `($#)` before calling the external function. Finally, the last argument (which is a free variable at call time) must be unified with the $(n + 2)$ -th argument after the function call is successfully evaluated (and does not suspend). Additionally, the actual (evaluated) arguments must be dereferenced before they are accessed. Thus, an implementation of the external function for adding integers is as follows in the raw interface:

```
?- block prim_Int_plus(?,?,?,-,?).
prim_Int_plus(RY,RX,Result,E0,E) :-
  deref(RX,X), deref(RY,Y), Result is X+Y, E0=E.
```

Here, `deref` is a predefined predicate for dereferencing the actual argument into a constant (and `derefAll` for dereferencing complex structures).

The Prolog code implementing the external functions must be accessible to the run-time system of Curry2Prolog by putting it into the directory containing the corresponding Curry module or into the system directory `pakcshome/curry2prolog/lib_src`. Then it will be automatically loaded into the run-time environment of each compiled Curry program.

Note that arbitrary functions implemented in C or Java can be connected to the Curry2Prolog compiler system by using the corresponding interfaces of underlying Prolog system.

G.2 External Functions in TasteCurry

In the TasteCurry interpreter, you can add external functions only in the prelude. In addition to the declarations in the source code of the prelude as described above, you must also add the following in order to include a new external function in the TasteCurry interpreter:

1. The file *pakcshome/tastecurry/prelude.flpreface* contains standard declarations in the internal TasteCurry syntax which are added in front of the prelude. Provide a type declaration in the body of this module prefixed with the keyword **external** in front of the type declaration. For instance, the primitive addition on integers is declared in *pakcshome/tastecurry/prelude.flpreface* by

```
external (+)    :: int -> int -> int.
```

Since the defining rules for this implementation are unknown, a call to an external function is delayed until all arguments are known (i.e., in head normal form). Thus, for each external function an evaluation annotation with a rigid annotation for each argument is automatically generated if no other evaluation annotation is provided. For instance, for the function **+** the annotation

```
(+) eval 1:rigid(_=>2:rigid(_=>rule))
```

is generated (the anonymous variable **_** denotes that the first argument must be matched against an arbitrary constant). Thus, in order to evaluate a call t_1+t_2 , first t_1 is evaluated to a head normal form, and if this is not a variable, t_2 is evaluated to a head normal form, followed by a call to the external implementation of **+** provided that t_2 was not evaluated to a variable.

2. The connection of the implementation of an external function to the TasteCurry interpreter is done by adding a special clause in the module **external.pl** of the interpreter's sources (stored in the directory *pakcshome/tastecurry*). To implement an n -ary external function f , **external.pl** must contain the following Prolog clause:

```
external_call(f(X1,...,Xn), Result) :- <code computing the Result>
```

For instance, the external function **+** is implemented by the following clause:

```
external_call(+(X,Y),Result) :- Result is X+Y.
```

By using the Prolog/C interface of SICStus-Prolog, arbitrary C functions can be connected to the TasteCurry interpreter.

3. After adding all these declarations, recompile the TasteCurry interpreter by executing **make** in the directory *pakcshome*.

Index

<, 84
*., 43, 58
*#, 42
+., 43, 58
+#, 42
---, 19
--compact, 26
--fcypp, 26
-., 43, 58
-#, 42
-fpopt, 26
., 45
./=, 45
.=, 45
.&&, 45
.pakcsrc, 12
.<, 45
.<=, 45
.>, 45
.>=, 45
/., 43, 58
//, 98
/=#, 42
:!, 10
:&, 105
:add, 7
:analyze, 8
:browse, 8
:cd, 10
:coosy, 11
:dir, 10
:edit, 8
:fork, 11
:help, 7
:interface, 8
:load, 7
:peval, 11
:quit, 8
:reload, 7
:save, 10, 11
:set, 9, 10
:set path, 6
:show, 10
:type, 8
:xml, 7, 11
=#, 42
@author, 19
@cons, 19
@param, 19
@return, 19
@version, 19
<*>, 84
<., 43
<=., 44
<=#, 42
<#, 42
<>, 55
>., 44
>=., 44
>=#, 42
>#, 42
>>-, 82
>>>, 84
\\, 80

aBool, 138
abortTransaction, 56
abs, 71
AbsoluteSeek, 72
AbstractCurry, 36
aChar, 137
Active, 61
adapt, 137
adaptWSpec, 128
addAttr, 124
addAttrs, 124
addCanvas, 69
addCookies, 118
addDays, 95
addDB, 49
addFormParam, 118
addHeadings, 121

- addHours, [95](#)
- addListToFM, [101](#)
- addListToFM_C, [101](#)
- addMinutes, [95](#)
- addMonths, [95](#)
- addPageParam, [119](#)
- addRegionStyle, [68](#)
- address, [120](#)
- addSeconds, [95](#)
- addSound, [119](#)
- addToFM, [101](#)
- addToFM_C, [101](#)
- addYears, [95](#)
- aFloat, [137](#)
- aInt, [137](#)
- All, [41](#)
- all_different, [43](#)
- allDBInfos, [78](#)
- allDBKeyInfos, [78](#)
- allDBKeys, [78](#), [79](#)
- allDifferent, [43](#)
- allfails, [9](#)
- allVars, [168](#)
- allVarsInFunc, [164](#)
- allVarsInProg, [159](#)
- allVarsInRule, [165](#)
- alwaysRequired, [149](#)
- Anchor, [61](#)
- anchor, [121](#)
- answerText, [118](#)
- AppendMode, [72](#)
- appendStyledValue, [68](#)
- appendValue, [68](#)
- applyAt, [98](#)
- argTypes, [162](#)
- Array, [98](#)
- assert, [55](#)
- AssertEqual, [38](#)
- AssertEqualIO, [38](#)
- AssertIO, [38](#)
- Assertion, [38](#)
- AssertSolutions, [38](#)
- AssertTrue, [38](#)
- AssertValues, [38](#)
- Assumptions, [42](#)
- aString, [138](#)
- atan, [58](#)
- attr, [137](#)
- Background, [61](#)
- baseName, [57](#)
- BCC, [126](#)
- Bg, [65](#)
- BigComment, [150](#)
- binomial, [71](#)
- Bisect, [41](#)
- bitAnd, [71](#)
- bitNot, [71](#)
- bitOr, [71](#)
- bitTrunc, [71](#)
- bitXor, [71](#)
- Black, [65](#)
- blink, [120](#)
- block, [122](#)
- blockstyle, [122](#)
- Blue, [65](#)
- BodyAttr, [117](#)
- Bold, [65](#)
- bold, [120](#)
- Boolean, [44](#)
- BottomAlign, [64](#)
- bound, [46](#)
- Branch, [156](#)
- BranchExpr, [156](#)
- branchExpr, [168](#)
- branchPattern, [168](#)
- breakline, [121](#)
- Brown, [65](#)
- buildGr, [105](#)
- Button, [69](#)
- button, [122](#)
- CalendarTime, [93](#)
- calendarTimeToString, [95](#)
- Canvas, [60](#)
- CanvasItem, [64](#)
- CanvasItems, [62](#)
- CanvasScroll, [69](#)

- CApply, [146](#)
- Case, [156](#)
- caseBranches, [166](#)
- caseExpr, [166](#)
- CaseType, [154](#)
- caseType, [166](#)
- categorizeByItemKey, [114](#)
- catMaybes, [82](#)
- CBranch, [146](#)
- CBranchExpr, [146](#)
- CC, [126](#)
- CCase, [146](#)
- CCharc, [146](#)
- CChoice, [145](#)
- CCons, [143](#)
- CConsDecl, [143](#)
- CDoExpr, [146](#)
- center, [120](#)
- CenterAlign, [63](#)
- CEvalAnnot, [145](#)
- CExpr, [145](#)
- CExternal, [145](#)
- CFixity, [144](#)
- CFlex, [145](#)
- CFloatc, [146](#)
- CFunc, [144](#)
- CFuncDecl, [144](#)
- CFuncType, [144](#)
- CgiEnv, [115](#)
- CgiRef, [115](#)
- char, [136](#)
- Charc, [156](#)
- check, [46](#)
- checkAssertion, [39](#)
- checkbox, [122](#)
- CheckButton, [60](#)
- checkedbox, [123](#)
- CheckInit, [62](#)
- choiceSPEP, [86](#)
- chooseColor, [70](#)
- CInfixlOp, [144](#)
- CInfixOp, [144](#)
- CInfixrOp, [144](#)
- CIntc, [146](#)
- CLambda, [146](#)
- cleancurry, [5](#)
- cleanDB, [78](#), [79](#)
- CLetDecl, [146](#)
- CLine, [64](#)
- CListComp, [146](#)
- CLit, [145](#)
- CLiteral, [146](#)
- CLocalDecl, [145](#)
- CLocalFunc, [145](#)
- CLocalPat, [145](#)
- CLocalVar, [145](#)
- ClockTime, [93](#)
- clockTimeToInt, [94](#)
- Cmd, [69](#)
- cmpChar, [113](#)
- cmpList, [113](#)
- cmpString, [113](#)
- Code, [87](#), [150](#)
- code, [120](#)
- Col, [61](#)
- col, [66](#)
- Color, [65](#)
- Comb, [156](#)
- combArgs, [166](#)
- combine, [98](#)
- combineSimilar, [98](#)
- combName, [166](#)
- CombType, [154](#)
- combType, [166](#)
- Command, [69](#)
- comment
 - documentation, [19](#)
- compareCalendarTime, [95](#)
- compareClockTime, [95](#)
- compareDate, [95](#)
- computeCompactFlatCurry, [149](#)
- ConfCollection, [63](#)
- ConfigButton, [69](#)
- ConfItem, [61](#)
- ConflictFR, [172](#)
- connectPort, [35](#), [86](#)
- connectPortRepeat, [86](#)
- connectPortWait, [86](#)

connectToCommand, 75
 connectToSocket, 83, 92
 connectToSocketRepeat, 83
 connectToSocketWait, 83
 Cons, 153
 cons, 99
 consArgs, 160
 consArity, 160
 ConsCall, 155
 ConsDecl, 153
 consfail, 9
 consName, 160
 ConsPartCall, 155
 consVisibility, 160
 Context, 104
 context, 106
 Context', 104
 CookieDomain, 117
 CookieExpire, 117
 cookieForm, 118
 CookieParam, 117
 CookiePath, 117
 CookieSecure, 117
 coordinates, 125
 COp, 144
 COpDecl, 144
 cos, 58
 count, 43, 45
 CVal, 64
 CPAs, 146
 CPattern, 146
 CPComb, 146
 CPFuncComb, 146
 CPLit, 146
 CPolygon, 64
 CVar, 146
 createDirectory, 54
 CRectangle, 64
 CRigid, 145
 CRule, 145
 CRules, 144, 145
 CSEExpr, 146
 CSLet, 146
 CSPat, 146
 CStatement, 146
 CSymbol, 145
 CTCons, 144
 ctDay, 94
 CText, 64
 ctHour, 94
 ctMin, 94
 ctMonth, 94
 ctSec, 94
 ctTZ, 94
 CTVar, 144
 CTVarIName, 142
 ctYear, 94
 CType, 143
 CTypeDecl, 143
 CTypeExpr, 143
 CTypeSyn, 143
 Curry mode, 12
 Curry2Java, 173
 Curry2Prolog, 7, 173
 CurryDoc, 19
 currydoc, 20
 CURRYPATH, 6, 10, 25
 CurryProg, 142, 143
 CurryTest, 23
 currytest, 23
 CVar, 145
 CVarIName, 142
 CVisibility, 143
 Cyan, 65
 cyclic structure, 13
 database programming, 25
 daysOfMonth, 95
 debug, 9, 11
 debug mode, 9, 11
 debugTcl, 66
 Decomp, 104
 DefaultEvent, 63
 defaultRequired, 149
 deg, 107
 deg', 108
 delEdge, 106
 delEdges, 106

- delete, [80](#), [111](#)
- deleteDB, [49](#)
- deleteDBEntry, [78](#), [79](#)
- deleteRBT, [112](#), [114](#)
- delFromFM, [101](#)
- dellListFromFM, [101](#)
- delNode, [106](#)
- delNodes, [106](#)
- deqHead, [99](#)
- deqInit, [99](#)
- deqLast, [99](#)
- deqLength, [100](#)
- deqReverse, [99](#)
- deqTail, [99](#)
- deqToList, [100](#)
- digitToInt, [40](#)
- dirName, [57](#)
- dlist, [121](#)
- documentation comment, [19](#)
- documentation generator, [19](#)
- doesDirectoryExist, [53](#)
- doesFileExist, [53](#)
- domain, [42](#), [161](#)
- doneT, [49](#)
- doSend, [34](#), [85](#)
- Down, [41](#)
- DtdUrl, [134](#)
- DuplicateKeyError, [48](#)
- dvAddEdge, [53](#)
- dvAddNode, [53](#)
- dvDelEdge, [53](#)
- dvDisplay, [52](#)
- dvDisplayInit, [52](#)
- DvEdge, [52](#)
- dvEmptyH, [53](#)
- DvGraph, [51](#), [52](#)
- DvId, [51](#)
- dvNewGraph, [52](#)
- DvNode, [52](#)
- dvNodeWithEdges, [53](#)
- DvScheduleMsg, [52](#)
- dvSetClickHandler, [53](#)
- dvSetEdgeColor, [53](#)
- dvSetNodeColor, [53](#)
- dvSimpleEdge, [53](#)
- dvSimpleNode, [52](#)
- DvWindow, [51](#)
- Dynamic, [54](#)
- dynamic, [55](#)
- dynamicExists, [49](#)
- eBool, [138](#)
- eChar, [138](#)
- Edge, [104](#)
- edges, [109](#)
- eEmpty, [138](#)
- eFloat, [138](#)
- eInt, [138](#)
- ElapsedTime, [87](#)
- element, [137](#)
- elemFM, [102](#)
- elemIndex, [80](#)
- elemIndices, [80](#)
- elemRBT, [112](#)
- eltsFM, [103](#)
- Emacs, [12](#)
- emap, [109](#)
- emphasize, [120](#)
- empty, [84](#), [99](#), [105](#), [111](#), [137](#)
- emptyDefaultArray, [98](#)
- emptyErrorArray, [98](#)
- emptyFM, [100](#)
- emptySetRBT, [112](#)
- emptyTableRBT, [114](#)
- Enc, [134](#)
- encapsulated search, [5](#)
- Encoding, [134](#)
- entity relationship diagrams, [25](#)
- Entry, [60](#)
- EntryScroll, [69](#)
- Enum, [41](#)
- eOpt, [138](#)
- eqFM, [102](#)
- equal, [107](#)
- ERD2Curry, [25](#)
- erd2curry, [25](#)
- eRep, [138](#)
- eRepSeq1, [139](#)

- eRepSeq2, [139](#)
- eRepSeq3, [140](#)
- eRepSeq4, [140](#)
- eRepSeq5, [141](#)
- eRepSeq6, [142](#)
- errorT, [49](#)
- eSeq1, [139](#)
- eSeq2, [139](#)
- eSeq3, [140](#)
- eSeq4, [140](#)
- eSeq5, [141](#)
- eSeq6, [141](#)
- eString, [138](#)
- evalSpace, [88](#)
- evalTime, [88](#)
- evaluate, [46](#)
- even, [71](#)
- Event, [63](#)
- exclusiveIO, [75](#)
- execCmd, [75](#)
- ExecutionError, [48](#)
- exists, [45](#)
- existsDBKey, [78](#), [79](#)
- exitGUI, [67](#)
- exitWith, [93](#)
- exp, [58](#)
- expires, [119](#)
- Exports, [148](#)
- Expr, [155](#)
- External, [154](#)
- external function, [184](#)

- factorial, [70](#)
- failT, [49](#)
- false, [45](#)
- FCYPP, [26](#)
- Fg, [65](#)
- fileSize, [54](#)
- fileSuffix, [57](#)
- Fill, [62](#)
- FillX, [62](#)
- Filly, [62](#)
- filterFM, [102](#)
- find, [80](#)

- findall, [5](#)
- findFileInPath, [57](#)
- findFirst, [6](#)
- findIndex, [80](#)
- findIndices, [80](#)
- firewall, [35](#)
- FirstFail, [41](#)
- FirstFailConstrained, [41](#)
- Fixity, [153](#)
- FlatCurry, [36](#)
- flatCurry2Xml, [171](#)
- flatCurry2XmlFile, [171](#)
- Flex, [154](#)
- FlexRigidResult, [172](#)
- float, [136](#)
- Floatc, [156](#)
- FM, [100](#)
- fmSortBy, [103](#)
- fmToList, [103](#)
- fmToListPreOrder, [103](#)
- focusInput, [68](#)
- foldFM, [102](#)
- Foreground, [61](#)
- Form, [118](#)
- form, [118](#)
- FormCookie, [116](#)
- FormCSS, [116](#)
- formCSS, [118](#)
- FormEnc, [116](#)
- formEnc, [118](#)
- FormJScript, [116](#)
- FormOnSubmit, [116](#)
- FormParam, [116](#)
- FormTarget, [116](#)
- Free, [156](#)
- free, [9](#)
- free variable mode, [7](#), [9](#)
- freeExpr, [166](#)
- freeVars, [166](#)
- fromJust, [82](#)
- fromMaybe, [82](#)
- Func, [154](#)
- funcArgs, [164](#)
- funcArity, [163](#)

- funcBody, [164](#)
- FuncCall, [155](#)
- FuncDecl, [153](#)
- funcName, [163](#)
- FuncPartCall, [155](#)
- funcRHS, [164](#)
- funcRule, [163](#)
- function
 - external, [184](#)
- function pattern, [13](#)
- FuncType, [153](#)
- funcType, [163](#)
- funcVisibility, [163](#)

- garbageCollect, [87](#)
- GarbageCollections, [87](#)
- garbageCollectorOff, [87](#)
- garbageCollectorOn, [87](#)
- GDecomp, [104](#)
- gelem, [107](#)
- generateCompactFlatCurryFile, [149](#)
- germanLatexDoc, [126](#)
- getAllFailures, [37](#)
- getAllSolutions, [37](#)
- getArgs, [92](#)
- getAssoc, [75](#)
- getClockTime, [94](#)
- getContents, [74](#)
- getContentsOfUrl, [133](#)
- getCookies, [124](#)
- getCPUTime, [92](#)
- getCurrentDirectory, [54](#)
- getCursorPosition, [68](#)
- getDB, [49](#)
- getDBInfo, [78](#), [79](#)
- getDBInfos, [78](#), [79](#)
- getDirectoryContents, [54](#)
- getDynamicSolution, [55](#)
- getDynamicSolutions, [55](#)
- getElapsedTime, [92](#)
- getEnviron, [92](#)
- getFileInPath, [57](#)
- getFlexRigid, [172](#)
- getHostname, [93](#)
- getKnowledge, [55](#)
- getLocalTime, [94](#)
- getModificationTime, [54](#)
- getOneSolution, [37](#)
- getOneValue, [37](#)
- getOpenFile, [69](#)
- getOpenFileWithTypes, [70](#)
- getPID, [93](#)
- getProcessInfos, [87](#)
- getProgName, [93](#)
- getRandomSeed, [110](#)
- getSaveFile, [70](#)
- getSaveFileWithTypes, [70](#)
- getSearchTree, [37](#)
- getUrlParameter, [124](#)
- getValue, [67](#)
- Global, [59](#)
- global, [59](#)
- GlobalSpec, [59](#)
- gmap, [109](#)
- Gold, [65](#)
- Graph, [105](#)
- Gray, [65](#)
- Green, [65](#)
- group, [81](#)
- groupBy, [81](#)
- groupByIndex, [78](#), [79](#)
- GuiPort, [60](#)

- h1, [119](#)
- h2, [119](#)
- h3, [120](#)
- h4, [120](#)
- h5, [120](#)
- Handle, [72](#)
- Handler, [61](#)
- hClose, [73](#)
- headedTable, [121](#)
- HeadInclude, [116](#)
- Heap, [87](#)
- Height, [62](#)
- empty, [119](#)
- hFlush, [73](#)
- hGetChar, [74](#)

- hGetContents, [74](#)
- hGetLine, [74](#)
- hiddenfield, [123](#)
- hIsEOF, [73](#)
- hIsReadable, [74](#)
- hIsWritable, [74](#)
- hPrint, [74](#)
- hPutChar, [74](#)
- hPutStr, [74](#)
- hPutStrLn, [74](#)
- hReady, [74](#)
- href, [121](#)
- hrule, [121](#)
- hSeek, [73](#)
- HtmlAnswer, [116](#)
- HtmlCRef, [115](#)
- HtmlElem, [118](#)
- HtmlEvent, [115](#)
- HtmlExp, [115](#)
- HtmlForm, [116](#)
- HtmlHandler, [115](#)
- HtmlPage, [117](#)
- htmlQuote, [124](#)
- HtmlStruct, [115](#)
- HtmlText, [115](#)
- htxt, [119](#)
- htxts, [119](#)
- hWaitForInput, [73](#)
- hWaitForInputOrMsg, [73](#)
- hWaitForInputs, [73](#)
- hWaitForInputsOrMsg, [73](#)

- i2f, [44](#), [58](#)
- identicalVar, [96](#)
- idOfCgiRef, [118](#)
- ilog, [70](#)
- image, [121](#)
- imageButton, [122](#)
- Import, [149](#)
- indeg, [107](#)
- indeg', [108](#)
- index, [78](#), [79](#)
- indomain, [43](#)
- InfixlOp, [153](#)
- InfixOp, [153](#)
- InfixrOp, [153](#)
- InitFuncs, [148](#)
- inline, [122](#)
- inn, [107](#)
- inn', [108](#)
- insEdge, [106](#)
- insEdges, [106](#)
- insertBy, [81](#)
- insertMultiRBT, [112](#)
- insertRBT, [112](#)
- insNode, [106](#)
- insNodes, [106](#)
- int, [136](#)
- Intc, [156](#)
- intersect, [80](#)
- intersectFM, [101](#)
- intersectFM_C, [102](#)
- intersectRBT, [112](#)
- intersperse, [80](#)
- intForm, [126](#)
- intFormMain, [126](#)
- intToDigit, [40](#)
- IOMode, [72](#)
- IORef, [74](#)
- isAbsolute, [57](#)
- isAlpha, [39](#)
- isAlphaNum, [40](#)
- isBigComment, [150](#)
- isCase, [167](#)
- isCode, [151](#)
- isComb, [167](#)
- isCombTypeConsCall, [165](#)
- isCombTypeConsPartCall, [165](#)
- isCombTypeFuncCall, [165](#)
- isCombTypeFuncPartCall, [165](#)
- isComment, [150](#)
- isConsCall, [168](#)
- isConsPartCall, [168](#)
- isConsPattern, [169](#)
- isDigit, [39](#)
- isEmpty, [99](#), [106](#), [111](#)
- isEmptyFM, [102](#)
- isEmptyTable, [114](#)

- isEOF, [73](#)
- isExternal, [163](#)
- isFree, [167](#)
- isFunctionCall, [168](#)
- isFunctionPartCall, [168](#)
- isFunctionType, [161](#)
- isGround, [168](#)
- isHexDigit, [40](#)
- isJust, [82](#)
- isKnown, [56](#)
- isLet, [167](#)
- isLetter, [151](#)
- isLit, [166](#)
- isLower, [39](#)
- isMeta, [151](#)
- isModuleHead, [151](#)
- isNothing, [82](#)
- Iso88591Enc, [134](#)
- isOctDigit, [40](#)
- isOr, [167](#)
- isPrefixOf, [81](#)
- isqrt, [70](#)
- isRuleExternal, [164](#)
- isSmallComment, [150](#)
- isSpace, [40](#)
- isSuffixOf, [81](#)
- isTCons, [161](#)
- isText, [151](#)
- isTVar, [161](#)
- isTypeSyn, [159](#)
- isUpper, [39](#)
- isVar, [96](#), [166](#)
- Italic, [65](#)
- italic, [120](#)

- JSApply, [76](#)
- JSAssign, [76](#)
- JSBool, [76](#)
- JSBranch, [77](#)
- JSCase, [77](#)
- jsConsTerm, [77](#)
- JSDefault, [77](#)
- JSExp, [76](#)
- JSFCall, [76](#)
- JSFDecl, [77](#)
- JSIArrayIdx, [76](#)
- JSIf, [77](#)
- JSInt, [76](#)
- JSIVar, [76](#)
- JSLambda, [76](#)
- JSOp, [76](#)
- JSPCall, [77](#)
- JSReturn, [77](#)
- JSStat, [76](#)
- JSSString, [76](#)
- JSSwitch, [77](#)
- JSVarDecl, [77](#)

- KeyNotExistsError, [48](#)
- keyOrder, [102](#)
- KeyPress, [63](#)
- KeyRequiredError, [48](#)
- keysFM, [103](#)
- KnownFlex, [172](#)
- KnownRigid, [172](#)

- lab, [106](#)
- lab', [107](#)
- labEdges, [108](#)
- Label, [60](#)
- labeling, [43](#)
- LabelingOption, [41](#)
- labNode', [108](#)
- labNodes, [108](#)
- labUEdges, [109](#)
- labUNodes, [109](#)
- last, [81](#)
- LEdge, [104](#)
- LeftAlign, [63](#)
- LeftMost, [41](#)
- leqChar, [113](#)
- leqCharIgnoreCase, [113](#)
- leqLexGerman, [113](#)
- leqList, [113](#)
- leqString, [113](#)
- leqStringIgnoreCase, [113](#)
- Let, [156](#)
- let, [13](#)

- letBinds, 166
- letBody, 166
- Letter, 150
- List, 62
- list2CategorizedHtml, 114
- ListBox, 60
- ListBoxScroll, 69
- listenOn, 83, 91
- listenOnFresh, 91
- listToDefaultArray, 98
- listToDeq, 99
- listToErrorArray, 98
- listToFM, 100
- listToMaybe, 82
- Lit, 155
- litem, 121
- Literal, 156
- literal, 165
- LNode, 103
- log, 58
- lookup, 111
- lookupFileInPath, 57
- lookupFM, 102
- lookupRBT, 114
- lookupWithDefaultFM, 102
- LPath, 104
- LPattern, 156
- lpre, 107
- lpre', 108
- lsuc, 107
- lsuc', 108
- Magenta, 65
- MailOption, 126
- Main, 148
- mainWUI, 133
- mapFM, 102
- mapMaybe, 82
- mapMMaybe, 82
- mapT, 50
- mapT-, 50
- match, 106
- matchAny, 105
- matchHead, 100
- matchLast, 100
- Matrix, 61
- matrix, 66
- Max, 41
- max3, 71
- MaxError, 48
- maxFM, 102
- Maximize, 42
- maximize, 44
- maximumFor, 44
- maxlist, 71
- maybeToList, 82
- MButton, 64
- MContext, 104
- Memory, 87
- Menu, 62
- MenuButton, 61
- MenuItem, 64
- mergeSort, 113
- Message, 60
- Meta, 150
- Min, 41
- min3, 71
- MinError, 48
- minFM, 102
- Minimize, 42
- minimize, 44
- minimumFor, 44
- minlist, 71
- minusFM, 101
- missingArgs, 165
- missingCombArgs, 166
- mkGraph, 105
- mkUGraph, 105
- MMenuButton, 64
- ModuleHead, 150
- modules, 6
- MouseButton1, 63
- MouseButton2, 63
- MouseButton3, 63
- MSeparator, 64
- MultipleHandlers, 117
- multipleSelection, 123

- Navy, [65](#)
- nnbsp, [119](#)
- neg, [45](#)
- neighbors, [107](#)
- neighbors', [108](#)
- newDBEntry, [78](#), [79](#)
- newIORef, [75](#)
- newNamedObject, [86](#)
- newNodes, [109](#)
- newObject, [86](#)
- newTreeLike, [111](#)
- nextBoolean, [110](#)
- nextInt, [110](#)
- nextIntRange, [110](#)
- nmap, [109](#)
- Node, [103](#)
- node', [107](#)
- nodeRange, [106](#)
- nodes, [108](#)
- noindex, [20](#)
- noNodes, [106](#)
- NoRelationshipError, [48](#)
- nub, [80](#)
- nubBy, [80](#)

- odd, [71](#)
- olist, [121](#)
- onlyindex, [20](#)
- Op, [153](#)
- OpDecl, [153](#)
- openFile, [72](#)
- openNamedPort, [35](#), [86](#)
- openPort, [34](#), [85](#)
- openProcessPort, [86](#)
- opFixity, [162](#)
- opName, [162](#)
- opPrecedence, [162](#)
- opt, [137](#)
- Option, [148](#)
- Or, [156](#)
- Orange, [65](#)
- orExps, [166](#)
- out, [107](#)
- out', [108](#)

- outdeg, [107](#)
- outdeg', [108](#)

- page, [119](#)
- PageCSS, [117](#)
- pageCSS, [119](#)
- PageEnc, [117](#)
- pageEnc, [119](#)
- PageJScript, [117](#)
- PageParam, [117](#)
- PAKCS, [7](#)
- pakcs, [7](#)
- PAKCS_LOCALHOST, [35](#)
- PAKCS_OPTION_FCYPP, [26](#)
- PAKCS_SOCKET, [35](#)
- PAKCS_TRACEPORTS, [35](#)
- pakcsrc, [12](#)
- par, [120](#)
- parsecurry, [175](#)
- parseHtmlString, [126](#)
- Parser, [83](#)
- ParserRep, [83](#)
- parseXmlString, [135](#)
- partition, [46](#), [81](#)
- password, [122](#)
- patArgs, [169](#)
- patCons, [169](#)
- patExpr, [169](#)
- Path, [104](#)
- path, [6](#), [10](#)
- pathSeparatorChar, [56](#)
- patLiteral, [169](#)
- Pattern, [156](#)
- pattern
 - function, [13](#)
- permute, [46](#)
- Persistent, [59](#)
- persistent, [55](#)
- ping, [85](#)
- Pink, [65](#)
- PlainButton, [60](#)
- plainCode, [151](#)
- plusFM, [101](#)
- plusFM_C, [101](#)

- popup_message, 69
- Port, 34, 85
- ports, 34
- pow, 70
- pre, 107, 120
- pre', 108
- printdepth, 10
- printfail, 9
- Private, 143, 152
- ProcessInfo, 87
- profile, 9
- profileSpace, 88
- profileTime, 88
- Prog, 152
- progFuncs, 158
- progImports, 158
- progName, 158
- progOps, 158
- program
 - documentation, 19
 - testing, 23
- progTypes, 158
- ProtocolMsg, 38
- Public, 143, 152
- Purple, 65

- QName, 142, 152
- Query, 47
- queryAll, 48
- queryJustOne, 48
- queryOne, 48
- queryOneWithDefault, 48
- Queue, 99
- quickSort, 113

- radio_main, 123
- radio_main_off, 123
- radio_other, 123
- range, 161
- readAbstractCurryFile, 147
- readAnyQExpression, 97
- readAnyQTerm, 97
- readAnyUnqualifiedTerm, 97
- readCompleteFile, 75
- readCSV, 47
- readCSVFile, 47
- readCSVFileWithDelims, 47
- readCSVWithDelims, 47
- readCurry, 36, 147
- readCurryWithParseOptions, 147
- readFileWithXmlDocs, 135
- readFlatCurry, 36, 157
- readFlatCurryFile, 157
- readFlatCurryInt, 157
- readFlatCurryIntWithImports, 170
- readFlatCurryIntWithImportsInPath, 170
- readFlatCurryWithImports, 170
- readFlatCurryWithImportsInPath, 170
- readFlatCurryWithParseOptions, 157
- readGlobal, 59
- readHex, 89
- readHtmlFile, 126
- readInt, 89
- readIORef, 75
- ReadMode, 72
- readNat, 89
- readOct, 89
- readPropertyFile, 88
- readQTerm, 91
- readQTermFile, 91
- readQTermListFile, 91
- readsAnyQExpression, 97
- readsAnyQTerm, 97
- readsAnyUnqualifiedTerm, 97
- readScan, 151
- readsQTerm, 90
- readsTerm, 90
- readsUnqualifiedTerm, 90
- readTerm, 90
- readUnqualifiedTerm, 90
- readUnsafeXmlFile, 135
- readUntypedCurry, 147
- readUntypedCurryWithParseOptions, 147
- readXmlFile, 135
- ReconfigureItem, 62
- Red, 66
- RedBlackTree, 110
- redirect, 118

- RelativeSeek, [72](#)
- removeRegionStyle, [68](#)
- RemoveStreamHandler, [63](#)
- Rendering, [127](#)
- rep, [137](#)
- replace, [81](#)
- repSeq1, [139](#)
- repSeq2, [139](#)
- repSeq3, [140](#)
- repSeq4, [140](#)
- repSeq5, [141](#)
- repSeq6, [141](#)
- Required, [149](#)
- RequiredSpec, [149](#)
- requires, [149](#)
- resetbutton, [122](#)
- resultType, [162](#)
- retract, [55](#)
- Return, [63](#)
- returnT, [49](#)
- RightAlign, [64](#)
- Rigid, [154](#)
- rnmAllVars, [168](#)
- rnmAllVarsInFunc, [164](#)
- rnmAllVarsInProg, [159](#)
- rnmAllVarsInRule, [165](#)
- rnmAllVarsInTypeExpr, [162](#)
- rnmProg, [159](#)
- rotate, [100](#)
- round, [58](#)
- Row, [61](#)
- row, [66](#)
- Rule, [154](#)
- ruleArgs, [164](#)
- ruleBody, [164](#)
- ruleExtDecl, [164](#)
- runConfigControlledGUI, [67](#)
- runControlledGUI, [66](#)
- runFormServerWithKey, [125](#)
- runFormServerWithKeyAndFormParams, [125](#)
- runGUI, [66](#)
- runGUIwithParams, [66](#)
- runHandlesControlledGUI, [67](#)
- runInitControlledGUI, [67](#)
- runInitGUI, [66](#)
- runInitGUIwithParams, [66](#)
- runInitHandlesControlledGUI, [67](#)
- runJustT, [50](#)
- runNamedServer, [86](#)
- runPassiveGUI, [66](#)
- runQ, [49](#)
- runT, [50](#)
- RunTime, [87](#)
- satisfied, [46](#)
- satisfy, [84](#)
- scalarProduct, [43](#)
- Scale, [61](#)
- scan, [151](#)
- ScrollH, [61](#)
- ScrollV, [61](#)
- SearchBranch, [37](#)
- SearchTree, [37](#)
- SeekFromEnd, [72](#)
- SeekMode, [72](#)
- seeText, [68](#)
- selection, [123](#)
- selectionInitial, [123](#)
- send, [34](#), [85](#)
- sendMail, [127](#)
- sendMailWithOptions, [127](#)
- separatorChar, [56](#)
- seq1, [138](#)
- seq2, [139](#)
- seq3, [139](#)
- seq4, [140](#)
- seq5, [141](#)
- seq6, [141](#)
- seqStrActions, [39](#)
- sequenceMaybe, [82](#)
- sequenceT, [50](#)
- sequenceT_, [50](#)
- setAssoc, [75](#)
- setConfig, [67](#)
- setEnviron, [92](#)
- setInsertEquivalence, [111](#)
- SetRBT, [111](#)
- setRBT2list, [112](#)

- setValue, 68
- showAnyExpression, 97
- showAnyQExpression, 97
- showAnyQTerm, 96
- showAnyTerm, 96
- showCSV, 47
- showCurryExpr, 171
- showCurryId, 171
- showCurryType, 170
- showCurryVar, 171
- showExpr, 148
- showFlatFunc, 170
- showFlatProg, 170
- showFlatType, 170
- showFuncDecl, 148
- showGraph, 109
- showHtmlDoc, 124
- showHtmlDocCSS, 124
- showHtmlExp, 124
- showHtmlExps, 124
- showHtmlPage, 124
- showJSExp, 77
- showJSFDecl, 77
- showJSStat, 77
- showLatexDoc, 125
- showLatexDocs, 125
- showLatexDocsWithPackages, 125
- showLatexDocWithPackages, 125
- showLatexExp, 125
- showLatexExps, 125
- showMemInfo, 88
- showPattern, 148
- showProg, 147
- showQNameInModule, 157
- showQTerm, 90
- showTerm, 90
- showTError, 49
- showTestCase, 39
- showTestCompileError, 39
- showTestEnd, 39
- showTestMod, 39
- showTypeDecl, 148
- showTypeDecls, 148
- showTypeExpr, 148
- showXmlDoc, 134
- showXmlDocWithParams, 134
- simplify, 46
- sin, 58
- single, 11
- singleton variables, 5
- sizedSubset, 46
- sizeFM, 102
- sleep, 93
- SmallComment, 150
- snoc, 99
- Socket, 91
- socketAccept, 83, 92
- Solutions, 37
- some, 84
- sort, 111
- sortBy, 81
- sortByIndex, 78, 79
- sortRBT, 112
- SP_Close, 85
- SP_EOF, 85
- SP_GetChar, 85
- SP_GetLine, 85
- SP_Msg, 85
- SP_Put, 85
- spawnConstraint, 96
- splitBaseName, 57
- splitDirectoryBaseName, 57
- splitFM, 101
- splitPath, 57
- splitSet, 46
- spy, 12
- sqrt, 58
- Stack, 87
- StandardEnc, 134
- standardForm, 118
- standardPage, 119
- star, 84
- stderr, 72
- stdin, 72
- stdout, 72
- Step, 41
- StreamHandler, 63
- string, 137

- string2urlencoded, [124](#)
- stringList2ItemList, [114](#)
- stripSuffix, [57](#)
- Style, [65](#)
- style, [121](#)
- styleSheet, [121](#)
- subset, [46](#)
- suc, [107](#)
- suc', [108](#)
- suffixSeparatorChar, [57](#)
- sum, [43](#)
- system, [93](#)
- table, [121](#)
- TableRBT, [114](#)
- tableRBT2list, [114](#)
- tabulator stops, [5](#)
- tan, [58](#)
- TasteCurry, [173](#), [177](#)
- TclOption, [62](#)
- TCons, [153](#)
- tConsArgs, [161](#)
- tConsName, [161](#)
- teletype, [120](#)
- Temporary, [59](#)
- terminal, [84](#)
- TError, [47](#), [48](#)
- TErrorKind, [48](#)
- TestCase, [38](#)
- TestCompileError, [38](#)
- TestFinished, [38](#)
- testing programs, [23](#)
- TestModule, [38](#)
- testScan, [151](#)
- Text, [62](#), [150](#)
- textarea, [122](#)
- TextEdit, [61](#)
- TextEditScroll, [69](#)
- textfield, [122](#)
- textOfXml, [135](#)
- textstyle, [122](#)
- time, [10](#)
- timeoutOnStream, [86](#)
- TO, [126](#)
- toCalendarTime, [94](#)
- toClockTime, [94](#)
- toDayString, [95](#)
- Token, [150](#)
- Tokens, [150](#)
- toLower, [40](#)
- Tomato, [66](#)
- TopAlign, [64](#)
- toTimeString, [95](#)
- toUpper, [40](#)
- toUTCTime, [94](#)
- trace, [12](#), [96](#)
- Transaction, [48](#)
- transaction, [56](#)
- transformQ, [49](#)
- transformWSpec, [128](#)
- transpose, [81](#)
- trBranch, [168](#)
- trCombType, [165](#)
- trCons, [160](#)
- tree2list, [111](#)
- trExpr, [167](#)
- trFunc, [163](#)
- trOp, [162](#)
- trPattern, [169](#)
- trProg, [158](#)
- trRule, [164](#)
- trType, [159](#)
- trTypeExpr, [161](#)
- true, [45](#)
- truncate, [58](#)
- Turquoise, [66](#)
- TVar, [153](#)
- TVarIndex, [152](#)
- tVarIndex, [161](#)
- Type, [153](#)
- typeConsDecls, [159](#)
- TypeDecl, [152](#)
- TypeExpr, [153](#)
- typeName, [159](#)
- typeParams, [159](#)
- TypeSyn, [153](#)
- typeSyn, [159](#)
- typeVisibility, [159](#)

- UContext, [104](#)
- UDecomp, [104](#)
- UEdge, [104](#)
- unfold, [109](#)
- UGr, [105](#)
- ulist, [121](#)
- Underline, [65](#)
- union, [80](#)
- unionRBT, [112](#)
- UniqueError, [48](#)
- unitFM, [100](#)
- UnknownFR, [172](#)
- UNode, [104](#)
- unsafePerformIO, [96](#)
- unscan, [151](#)
- unsetEnviron, [92](#)
- Up, [41](#)
- UPath, [105](#)
- Update, [158](#)
- update, [98](#), [111](#)
- updateDBEntry, [78](#), [79](#)
- updateFile, [75](#)
- updatePropertyFile, [88](#)
- updateRBT, [114](#)
- updateValue, [68](#)
- updateXmlFile, [135](#)
- updBranch, [168](#)
- updBranches, [168](#)
- updBranchExpr, [169](#)
- updBranchPattern, [168](#)
- updCases, [167](#)
- updCombs, [167](#)
- updCons, [160](#)
- updConsArgs, [161](#)
- updConsArity, [161](#)
- updConsName, [160](#)
- updConsVisibility, [161](#)
- updFM, [101](#)
- updFrees, [167](#)
- updFunc, [163](#)
- updFuncArgs, [164](#)
- updFuncArity, [163](#)
- updFuncBody, [164](#)
- updFuncName, [163](#)
- updFuncRule, [163](#)
- updFuncType, [163](#)
- updFuncTypes, [162](#)
- updFuncVisibility, [163](#)
- updLets, [167](#)
- updLiterals, [167](#)
- updOp, [162](#)
- updOpFixity, [162](#)
- updOpName, [162](#)
- updOpPrecedence, [163](#)
- updOrs, [167](#)
- updPatArgs, [169](#)
- updPatCons, [169](#)
- updPatLiteral, [169](#)
- updPattern, [169](#)
- updProg, [158](#)
- updProgExps, [159](#)
- updProgFuncs, [158](#)
- updProgImports, [158](#)
- updProgName, [158](#)
- updProgOps, [159](#)
- updProgTypes, [158](#)
- updQNames, [168](#)
- updQNamesInConsDecl, [161](#)
- updQNamesInFunc, [164](#)
- updQNamesInProg, [159](#)
- updQNamesInRule, [165](#)
- updQNamesInType, [160](#)
- updQNamesInTypeExpr, [162](#)
- updRule, [164](#)
- updRuleArgs, [165](#)
- updRuleBody, [165](#)
- updRuleExtDecl, [165](#)
- updTCons, [162](#)
- updTVars, [161](#)
- updType, [159](#)
- updTypeConsDecls, [160](#)
- updTypeName, [160](#)
- updTypeParams, [160](#)
- updTypeSynonym, [160](#)
- updTypeVisibility, [160](#)
- updVars, [167](#)
- urlencoded2string, [124](#)
- UserDefinedError, [48](#)

- validDate, [95](#)
- Var, [155](#)
- variables
 - singleton, [5](#)
- VarIndex, [152](#)
- varNr, [165](#)
- verbatim, [120](#)
- Verbose, [148](#)
- Violet, [66](#)
- Visibility, [152](#)

- w10Tuple, [131](#)
- w11Tuple, [132](#)
- w4Tuple, [130](#)
- w5Tuple, [130](#)
- w6Tuple, [130](#)
- w7Tuple, [131](#)
- w8Tuple, [131](#)
- w9Tuple, [131](#)
- waitForSocketAccept, [83](#), [92](#)
- warn, [10](#)
- wCheckBool, [129](#)
- wCheckMaybe, [132](#)
- wCons10, [131](#)
- wCons11, [132](#)
- wCons2, [130](#)
- wCons3, [130](#)
- wCons4, [130](#)
- wCons5, [130](#)
- wCons6, [130](#)
- wCons7, [131](#)
- wCons8, [131](#)
- wCons9, [131](#)
- wConstant, [128](#)
- wEither, [132](#)
- where, [13](#)
- wHidden, [128](#)
- White, [66](#)
- wHList, [132](#)
- Widget, [60](#)
- WidgetConf, [62](#)
- WidgetRef, [64](#)
- Width, [62](#)
- wInt, [128](#)

- withCondition, [128](#)
- withError, [128](#)
- withRendering, [128](#)
- WLeaf, [128](#)
- wList, [132](#)
- wListWithHeadings, [132](#)
- wMatrix, [132](#)
- wMaybe, [132](#)
- wMultiCheckSelect, [129](#)
- WNode, [128](#)
- wPair, [130](#)
- wRadioBool, [130](#)
- wRadioMaybe, [132](#)
- wRadioSelect, [129](#)
- WRef, [62](#)
- wRequiredString, [129](#)
- wRequiredStringSize, [129](#)
- writeAbstractCurryFile, [147](#)
- writeAssertResult, [39](#)
- writeCSVFile, [47](#)
- writeFCY, [157](#)
- writeGlobal, [59](#)
- writeIORef, [75](#)
- WriteMode, [72](#)
- writeQTermFile, [91](#)
- writeQTermListFile, [91](#)
- writeXmlFile, [134](#)
- writeXmlFileWithParams, [134](#)
- wSelect, [129](#)
- wSelectBool, [129](#)
- wSelectInt, [129](#)
- wString, [128](#)
- wStringSize, [129](#)
- wTextArea, [129](#)
- WTree, [128](#)
- wTree, [132](#)
- wTriple, [130](#)
- wui2html, [133](#)
- WuiHandler, [127](#)
- wuiHandler2button, [128](#)
- wuiInForm, [133](#)
- WuiSpec, [127](#)
- wuiWithErrorForm, [133](#)

- XAttrConv, [136](#)
- XElem, [134](#)
- XElemConv, [135](#)
- xml, [134](#)
- xml2FlatCurry, [171](#)
- XmlDocParams, [134](#)
- XmlExp, [133](#)
- xmlFile2FlatCurry, [171](#)
- xmlRead, [136](#)
- XmlReads, [135](#)
- xmlReads, [136](#)
- xmlShow, [136](#)
- XmlShows, [135](#)
- xmlShows, [136](#)
- XOptConv, [136](#)
- XPrimConv, [136](#)
- XRepConv, [136](#)
- XText, [134](#)
- xtxt, [134](#)

- Yellow, [66](#)